



WESTERN CAROLINA UNIVERSITY ATHLETICS MEDIA RELATIONS

RAMSEY CENTER
CULLOWHEE, NC 28723

PHONE: 828.227.2339
FAX: 828.227.7688

WWW.CATAMOUNTSPORTS.COM

GAME 11:

Western Carolina (2-8, 1-6 SoCon) at Elon (5-5, 4-3 SoCon)
Saturday, Nov. 20 - 3:00 pm - Elon, N.C. - Rhodes Stadium (11,250)

CATAMOUNT FOOTBALL

DATE	OPPONENT	SITE	TIME	NOTES / RESULT
Sept. 4	at North Carolina State	Raleigh, N.C.	6:00 pm	L, 48-7
SEPT. 11	TUSCULUM	CULLOWHEE	6:00 PM	L, 54-30
Sept. 18	at Gardner-Webb	Boiling Springs, N.C.	6:00 pm	W, 28-14
SEPT. 25	CHATTANOOGA *	CULLOWHEE	6:00 PM	L, 27-21
Oct. 2	at The Citadel *	Charleston, S.C.	1:00 pm	W, 24-13
OCT. 9	SAMFORD *	CULLOWHEE	3:00 pm	L, 38-7
Oct. 16	at #14/17 Wofford *	Spartanburg, S.C.	1:30 pm	L, 45-14
OCT. 23	#1 APPALACHIAN STATE *	CULLOWHEE	3:00 PM	L, 37-14
Nov. 6	at Furman *	Greenville, S.C.	12:30 pm	L, 31-17
NOV. 13	GEORGIA SOUTHERN *	CULLOWHEE	3:00 PM	L, 28-6
Nov. 20	at Elon *	Elon, N.C.	3:00 pm	Last road win came in '04

* denotes Southern Conference Game - All times Eastern

- WCU QUICK FACTS -

Location:..... Cullowhee, N.C. 28723
Pronounced "KULL - uh - whee"
Founded:..... 1889
Enrollment:..... 9,500
Nickname:..... Catamounts
Colors:..... Purple and Gold
Stadium:..... E.J. Whitmire Stadium (13,742)
Field:..... Bob Waters Field (Desso Challenge Pro 2)
Affiliation:..... NCAA Div. I - Championship Subdivision (FCS)
Conference:..... Southern
Chancellor:..... Dr. John W. Bardo (Cincinnati '70)
Athletics Director:..... Chip Smith (North Carolina '78)

FOOTBALL HISTORY:

First Year of Football:..... 1931
Seasons of Football:..... 76
All-Time Record:..... 313-442-23 (.418)
NCAA Postseason Appearances (Div. I):..... 2 (1)
Postseason Record (Div. I):..... 3-2 (3-1)
Best Finish:..... 1983 National Finalist (lost 43-7 to So. Illinois)
Last Appearance:..... 1983

WCU FOOTBALL COACHING STAFF:

Head Coach:..... Dennis Wagner (Utah, 1982)
• Head Coaching Record at WCU:..... 7-25 (3rd season)
• Overall Record:..... 51-62-1 (11th season)
Football Office Phone:..... (828) 227-7395
Best Time to Interview Coach:..... Contact SID

ASSISTANT COACHES

Matt Pawlowski (Montana State, 1976)..... Assistant Head Coach
..... Defensive Coordinator / Defensive Backs
Keith Heckendorf (St. Cloud State, 2004).....
..... Offensive Coordinator / Quarterbacks
Andy Follett (Wayne State, 1998)..... Wide Receivers / Recruiting
Pat Arthurs (Western Illinois)..... Tight Ends
Arketa Banks (Elon, 2003)..... Running Backs
Mark Rhea (Toledo, 1991)..... Defensive Line
Justin Roberts (Missouri Southern, 1996)..... Linebackers
Jeremiah Ross (Fresno State, 1999)..... Offensive Line
Daniel Gibson (Western Carolina, 2008)..... Dir. of Football Ops
Ty Davis (Missouri State, 2006)..... Video Coordinator

WESTERN CAROLINA MEDIA RELATIONS INFORMATION:

Asst. AD/Media Relations (FB Contact):..... Daniel Hooker
• E-mail Address:..... dhooker@email.wcu.edu
• Office Phone:..... (828) 227-2339
• Cell Phone:..... (828) 508-2494
Media Relations Director:..... Denise Gideon
• E-mail Address:..... dgideon@email.wcu.edu
• Office Phone:..... (828) 227-2336
Media Relations Assistant:..... Greg Lautzenheiser
• E-mail Address:..... galautzenheiser@email.wcu.edu
Athletics Fax:..... (828) 227-7688
Football Press Box Phone:..... (828) 227-2116
Website:..... www.CatamountSports.com
Athletics Mailing & Overnight Address:..... WCU Athletics
Ramsey Center
Cullowhee, N.C. 28723



A WESTERN CAROLINA WIN WOULD:

- * Snap the Catamounts' current five-game seasonal losing skid that dates back to early October;
- * End Western Carolina's current four-game losing streak in the overall series with Elon - WCU's last victory came in Cullowhee back in 2005 (31-26);
- * Mark the first time since 1994 that WCU would have three road wins in a single-season, and the first time since 2002 that the Catamounts would have won two SoCon road games in the same year;
- * Give WCU three wins on the season, matching the most under third-year head coach Dennis Wagner back in 2008, which were the most since 2005;

A WESTERN CAROLINA LOSS WOULD:

- * Be the Catamounts' sixth-straight loss to end the season and the fifth-straight in the head-to-head series with the Phoenix;
- * Be the third-straight road loss in the series with Elon.

WESTERN CAROLINA VS. ELON SERIES:

Western Carolina trails Elon in the all-time, head-to-head series, 16-21-2, as the Phoenix has won four-straight overall including last season's 42-17 win in Cullowhee ... the Phoenix won the last meeting at Rhodes Stadium, 33-14 ... Elon's four-straight victories in the series come on the heels of WCU winning four-straight from 1998 through 2005 - the two teams have met every year consecutively since 2003 ... WCU trails in the series at Elon, 3-13-1 ... Elon won the first seven meetings in the overall series from 1933-51.

CATAMOUNTS FINISH WINLESS AT HOME IN 2010:

Western Carolina failed to win a home game at Whitmire Stadium marking its first winless home schedule since joining the Southern Conference in 1976 - and the first according to available records since 1963 ... WCU has now endured seven winless home seasons in school history dating back to 1931 ... In '63, the Catamounts finished 2-6-1 with a road win over Guilford and a neutral site win over Carson-Newman in Asheville ... the '63 squad did have a 0-0 tie at home against Emory & Henry.

FEELING THE STATESBORO BLUES:

WCU dropped its 16th straight game to Georgia Southern this year in Cullowhee ... the 16-game skid is the longest active losing streak between current SoCon teams - one longer than Elon's 15-straight losses to Appalachian State that dates back to 1965 ... WCU's skid includes eight-straight losses in Statesboro and eight-consecutive in Cullowhee.

WCU VS. ELON - FAMILIAR FACES:

- Elon defensive lineman Brandon Brant and WCU's Jacoby Mitchell (WR) and Michael Johnson (RB) were teammates together at Southwest DeKalb High School;
- Western Carolina running backs coach Arketa Banks played at Elon from 1999-2003, where he continues to hold several records ... Banks ranks fourth in career all-purpose yards with 2,747 and is fourth with 110 career points scored;
- WCU defensive assistant coach Michael Mayers was a standout WR at Elon concluded his career as the school's all-time career leader in all-purpose yards with 4,697 which now ranks second behind former teammate Terrell Hudgins ... He also ranks inside the top five in career receptions in SoCon history with 223.

2010 Southern Conference Standings

C/SN	Team	SO CON					OVERALL				
		W	L	Pct	Pts	Opp	W	L	Pct	Pts	Opp
2/2	Appalachian State	7	1	.875	281	173	9	1	.900	370	203
7/9	Wofford	6	1	.857	202	129	8	2	.800	294	195
	Chattanooga	5	2	.714	250	191	6	4	.600	333	298
	Georgia Southern	4	3	.571	178	129	6	4	.600	276	171
	Elon	4	3	.571	203	195	5	5	.500	306	289
	Furman	3	4	.429	185	182	5	5	.500	305	249
	Samford	2	5	.286	121	164	4	6	.400	184	265
	WESTERN CAROLINA	1	6	.143	103	219	2	8	.200	168	335
	The Citadel	0	7	.000	63	204	2	8	.200	151	284

SoCon Games This Week

NOVEMBER 20 (SATURDAY)

Appalachian State at Florida, 12:30 pm

*The Citadel at Samford, 2:00 pm

*Georgia Southern at Furman, 2:00 pm

*Western Carolina at Elon, 3:00 pm

*Chattanooga at Wofford (SPSO), 3:00 pm



HEAD COACH DENNIS WAGNER

- Record at WCU: 7-26 overall, 3-20 SoCon (3rd Year)
- Career Head Coaching Record: 51-63-1 (11th Year)
- Personal Data: Born March 9, 1958 in Waverly, Iowa; His wife, Cyndi; the couple has two children, Whitney, who is a freshman at Francis Marion and Joshua.
- Education: Graduated from the University of Utah with a Bachelor's degree in psychology in 1982; Earned his Master's degree in athletic administration from St. Cloud State in 1987.

• **Playing Experience:** Began his playing career as an offensive lineman at Drake University in Des Moines, Iowa in 1976; Transferred to Ellsworth Community College in Iowa where he played the 1977 season, earning Junior College All-America status at center; Finished his playing career at the University of Utah in Salt Lake City during the 1978-79 seasons, garnering All-Western Athletic Conference (WAC) accolades and honorable All-America plaudits as a guard.

• **Coaching Experience:** Began his coaching career in 1980 at Luther College, a small liberal arts school in Decorah, Iowa, as an assistant coach working with the offensive line; Spent two seasons coaching the tight ends at UNLV from 1981-82; In 1983, served as the head track & field coach at William Penn University in Os-kaloosa, Iowa, before returning to UNLV as the assistant strength coach in 1984; Moved back to the gridiron for three seasons (1985-88) at St. Cloud State University in Minnesota as the offensive coordinator and offensive line coach; Earned his first head coaching job in 1989 at Wayne State College in Wayne, Neb., a position he held for eight seasons ... Compiled a career record of 44-37-1 during his time at WSC; Was named assistant head / offensive line coach at Fresno State under head coach Pat Hill in 1997 where he spent the next six seasons (1997-2003); In 2004, accepted a position as the offensive line coach at the University of Nebraska where he was for three years prior to accepting the head coaching job at Western Carolina on New Year's Eve, 2007.

• **Additional Facts Worth Knowing:**

- Wagner took over a Wayne State College program in 1989 that had dropped 12-consecutive games and had only won two of its last 29 games overall

- In his last four seasons at Wayne State, the Wildcats finished now lower than third nationally in total offense, leading the nation with a 581.5 yards per game average in 1993;

- For his efforts in turning the Wayne State program around, Wagner was inducted into the WSC Hall of Fame in 2005; he was also twice named the Nebraska Coach of the Year by the Omaha World-Herald in 1990 and '93.

- In each of his last two years at Fresno State, one of his offensive linemen earned first-team freshman All-America honors, including tackle Logan Mankins (an eventual NFL first-round selection) in 2002 and center Kyle Young in '03 ... Wagner helped lead the Bulldogs to bowl games in each of his last five seasons (99-03);

- Went to a pair of bowl games while at Nebraska, including winning the 2005 Alamo Bowl ... he also coached two All-Big XII linemen in 2005-06 and had three players go onto the NFL.

SOUTHERN CONFERENCE WEEKLY FOOTBALL COACHES' TELECONFERENCE

The Southern Conference will once again sponsor a weekly teleconference throughout the season that features the league's nine football coaches. The weekly teleconference is open to members of the media ONLY and will take place each Tuesday (Aug. 31-Playoffs) from 10:00-11:15 am. Each coach will have eight-minutes to make an opening statement and answer questions from the media.

SoCon Football Coaches Teleconference Weekly Schedule

Time (EDT)	Coach, School
10:00-10:08	Jerry Moore, Appalachian State
10:08-10:16	Kevin Higgins, The Citadel
10:16-10:24	Pete Lembo, Elon
10:24-10:32	Bobby Lamb, Furman
10:32-10:40	Jeff Monken, Georgia Southern
10:40-10:48	Pat Sullivan, Samford
10:48-10:56	Russ Huesman, Chattanooga
<u>10:56-11:04</u>	<u>DENNIS WAGNER, WESTERN CAROLINA</u>
11:04-11:12	Mike Ayers, Wofford

Southern Conference Public Affairs
702 North Pine Street
Spartanburg, SC 29303
Office: (864) 591-5100 – Fax: (864) 591-3448

www.SoConSports.com

Jason Yaman
SoCon Public Affairs
(864) 591-5100 / jyaman@socon.org

– ADDITIONAL MEDIA INFORMATION –

Head Coach Dennis Wagner is available to meet with members of the media following each practice session on the field. WCU practices are CLOSED unless special permission is granted through the WCU Football or Media Relations Offices. WCU assistant coaches and players may also be requested following practice, however, please inform the media relations office at least 24 hours in advance. Those covering practice are asked to use discretion in reporting practice in areas such as plays, formations and injuries. Also, all dialog between coaches and players is confidential.

For photographers, just like a game, no tripods may be used and photographers are asked to stay off the field as to not interfere with practice. For any other special needs, contact the WCU Media Relations Office at (828) 227-2339 to set up all player and coaches interviews.

WHAT IS IN A NAME ANYWAY . . . :

Western Carolina head coach Dennis Wagner shares a common name with Elon's 6-3, 290-lbs., redshirt freshman offensive lineman - Dennis Wagner ... Wagner played offensive line in college.

WESTERN CAROLINA IN SEASON FINALES:

Since joining the Southern Conference in 1976, Western Carolina is 12-22 all-time in final regular season games, including just a 2-11 mark when the season's last game is played away from home ... the Catamounts have dropped six-straight season finales, last winning in 2003 with a 39-16 home victory over Gardner-Webb.

HALFTIME HANGOVER - TROUBLES IN THE THIRD QUARTER:

Including being outscored 7-0 in the third quarter against Georgia Southern, the Catamounts have been outscored by a combined 102-to-21 on the year in the third quarter this season ... WCU has managed to outscore its foes in the fourth quarter, leading that frame tally, 51-to-50.

ADDITIONAL NOTES FROM THE GEORGIA SOUTHERN GAME:

- The Catamounts were held without a touchdown for the first time this season in the 28-6 loss to Georgia Southern The last time WCU was held without a touchdown was against Samford last season, a 16-3 defeating in Birmingham, Ala., on Oct. 3 ... Ironically, the last time the Catamounts were held without a touchdown at E.J. Whitmire Stadium / Bob Waters Field was also against Samford, a 21-6 loss on Oct. 14, 2008;
- RB Michael Johnson had his three-game rushing touchdown streak snapped against Georgia Southern ... Prior to last Saturday, Johnson had secured rushing scores in three-consecutive games for WCU;
- Sophomore Jacoby Mitchell matched his career high with eight catches for 79 yards against Georgia Southern, the second most receiving yards in his career; His previous high came at home this season against Tusculum as he recorded 116 yards receiving;
- Senior defensive back Angelo Brown recorded his second career interception late in the second quarter against Georgia Southern when he picked off Eagle QB Jaybo Shaw ... His only interception before the GSU game was against The Citadel back in 2006.
- Redshirt-junior Chris Everett - a defensive player who was converted to tight end and now back to defense - led the squad in tackles against Georgia Southern, recording a career-high 11 tackles to go along with a forced fumble ... His previous career-high was seven tackles against Georgia Southern back in 2007.
- True freshman Courtland Carson recorded career-high 10 tackles in the loss to Georgia Southern ... The linebacker also picked up one of WCU's eight tackles for loss in the contest.

MARQUEL PITTMAN CONTINUES TO CLIMB WCU CAREER RECEIVING CHARTS:

- MARQUEL PITTMAN has moved into 11th place on WCU's all-time career receiving yards with 1,922 yards, by-passing Jeff Dean (1,918 yards, 1978-81) ... He is just 78 yards shy of becoming just the 11th Catamount all-time to surpass the 2,000 career receiving yard plateau ... He is 324 yards shy of tying for 10th on WCU's career charts (Wayne Tolleson);

- Pittman has 17 career receiving TDs to rank sixth in the career record books, ONE shy of tying for fifth (Jerry Gaines, 18 from 1970-74) ... His 135 career catches rank him 11th, four shy of WCU's career top 10 (Craig Aiken, 139 from 1991-94);

- Pittman has seven 100-yard receiving games in his Catamount career, averaging two per season with just one thus far in 2010;

- The Maxton, N.C., native missed both the 2010 season opener at N.C. State and home opener against Tusculum for disciplinary reasons due to a violation of team rules.

NOTING WCU DEFENSIVE BACK TOREZ JONES:

- With a team and SoCon seven interceptions - which ranks seventh nationally - on the season, TOREZ JONES has secured the most picks by a Catamount since 2000 when Justin Fryer intercepted seven ... the WCU single-season record for INTs is nine accomplished twice by David Rathburn in 1974 and Harvey Walker in 1969.
- Jones set a WCU school-record with four interceptions at Gardner-Webb ... Four interceptions in a single-game has only occurred four times total in SoCon history, with the most recent by Charlie Benson of Davidson back in 1957 in a game against VMI;
- Jones received numerous weekly honors following his 12 solo tackle, four interception performance: He was dubbed the SoCon Defensive Player of the Week (Sept. 20) ... Named the SoCon Defensive Player of the Week as chosen by SouthernPigskin.com ... Named the College Football Performance Awards (CFPA) National Defensive Performer of the Week ... Named a College Sporting News Weekly All-Star, and was named a FCS co-Defensive Player of the Week by The Sports Network;
- Jones is the first Catamount to earn a national weekly award since Mordy Ornguze earned Special Teams plaudits from The Sporting News during the 2006 season.
- Jones was named the SoCon's Defensive Player of the Month for games played in September after leading the Catamount defense with a SoCon-best five interceptions ... Jones

QUICK FACT COMPARISON

LOCATION	Cullowhee, N.C.	Elon, N.C.
FOUNDED	1889	1889
ENROLLMENT	9,500	5,455
NICKNAME	Catamounts	Phoenix
COLORS	Purple & Gold	Maroon & Gold
HOME FIELD	Whitmire Stadium	Rhodes Stadium
CAPACITY	13,742	11,250
FIELD SURFACE	Synthetic	Natural
HEAD COACH	Dennis Wagner	Pete Lembo
OVERALL RECORD	51-62-1	78-36
WEBSITE	CatamountSports.com	ElonPhoenix.com

CATAMOUNT SPORTS NETWORK (CSN)

Play-by-Play:Gary Ayers
 Color Analyst: Jeff Bryson
 Producer / Host:..... Steven Crumpler
 Sideline Reporter:Greg McLamb

2010 Catamount Football - CSN Affiliate Stations:
 WWCU, Power 90dot5 - Cullowhee; 680 AM WRGC - Sylva
 920 AM WPTL - Canton; 1150 AM WAVO - Charlotte / Rock Hill, S.C.
 1410 AM WTIX - Concord / Kannapolis; 1480 AM WPFJ, The Dove - Franklin
 1600 AM WTZQ - Hendersonville
 Stretch Internet: www.CatamountSports.com

LAST TIME WE MET:

ELON 42, WESTERN CAROLINA 17 - (NOV. 7, 2009)

Cullowhee, N.C. - Elon's Brandon Newsome rushed for four touchdowns and a season-high 143 yards while its defense stiffened in the second half, limiting the Catamounts to just 41 yards of total offense as the sixth-ranked Phoenix handed Western Carolina a 42-17 set back in Southern Conference action at E.J. Whitmire Stadium / Bob Waters Field.

Elon (8-1, 6-0 SoCon) broke a second quarter deadlock with 21-consecutive points to stake itself to a 35-14 lead late in the third quarter. WCU was only able to muster a 39-yard field goal by Blake Bostic, with Newsome concluding scoring with his fourth TD scamper from 13 yards out to provide the final tally.

Michael Johnson rushed for a career-best 116 yards on 16 carries, nearly eclipsing the century mark in the first half with 93 of his 116 on eight rushes. The Decatur, Ga., native added a pair of receptions for 22 yards. However, WCU was held to minus-nine yards rushing in the final 30 minutes of play.

The Phoenix broke a scoreless deadlock late in the first quarter as Newsome broke free on a third and short situation for a 26-yard rumble to give Elon the early, 7-0, lead. The Catamounts responded, though, with a seven-play, 72-yard drive at the end of the first quarter to knot the game. Red-shirt sophomore QB Zack Jaynes found tight end Chris Everett for the second-straight week, dancing in from nine-yards out to tie the game at seven after one.

The Jaynes-to-Everett connection represented WCU's first, first quarter touchdown of the season. Jaynes finished 15-of-21 for 140 yards and two TDs.

Elon cashed in the game's only turnover in the second quarter, capitalizing on a muffed punt at the WCU 18, scoring two-plays later on Newsome's second tally of the game to pull ahead, 14-7. But Western Carolina again clawed back to knot the score on its next possession as Jaynes found Marquel Pittman on a 35-yard scoring strike as the Catamounts moved 67 yards in just four plays.

After the Catamount scoring drive, Elon methodically worked down the field for the first of three-straight touchdowns, the first of which was a Scott Riddle pass to Terrell Hudgins with seven minutes remaining in the second half to give the Phoenix a 21-14 lead they would carry into halftime.

In the third, Elon added a three-yard rush by Jamal Shuman and a 35-yard scamper by Newsome to pull out to a 35-14 edge inside the final minute of the third quarter. Western added a 39-yard field goal by Bostic early in the fourth, but Newsome capped a 10-play, five-minute drive for the Phoenix to thwart any idea of a WCU comeback, providing the final tally, 42-17.



is the first WCU football player to earn monthly honors from the SoCon since Adrian McLeod garnered Player of the Month plaudits in November of 2008, and is also just the fourth Catamount to earn the monthly recognition since 2003, joining Brian Gaither (Offensive in September, 2003), Rod Dunlap (Defensive, October, 2003) and McLeod (Defensive).

CATAMOUNT SPECIALISTS HAVING STRONG SEASON:

- With two field goals against Georgia Southern, **BLAKE BOSTIC** has moved into seventh in school history with 22 made career field goals ... Bostic has made 3-of-4 in the last two games;
- Punter **BLAKE CAIN** is seven punts shy of tying for fifth-place in school history at 192 which would tie former Catamount standout Ken Hinsley (1995-98) ... Cain is also currently sixth in school history with a 38.8 yard per punt average.

WESTERN CAROLINA 2010 SEASONAL NOTE:

Western Carolina's home loss to top-ranked Appalachian State (37-14 on Oct. 23) handed the Catamounts six losses on the season and meant the fifth-straight losing overall record at season's end - and the 21st since joining the SoCon in 1976.

WESTERN CAROLINA DEFENSE AND TAKEAWAYS IN 2010:

A season ago, the Catamount defense only intercepted two passes, recovered eight fumbles and had 14 sacks ... Through 10 contests this year, WCU's defense has already surpassed its season statistics from a year ago as they have nine more interceptions (11 total) and eight more sacks (22) ... The squad has also forced eight fumbles - recovering a total of seven fumbles this season - while returning three of those fumbles to the end zone for six points ... All told, WCU has four defensive touchdowns this year.

SENIOR MITCHELL BELL ON WATCH LIST FOR 2010 FCS SENIOR BOWL:

Western Carolina senior defensive back **MITCHELL BELL** is on the watch list for final consideration for the FCS Senior Scout Bowl ... the annual game will be played Saturday, December 11, 2010 at the Joseph T. St. Lawrence Sports Complex in Hillburn, N.Y. ... Eighty-six players will compose two teams in a North vs. South all-star game ... There are 12 student-athletes from the SoCon currently on the watch list for the South team.

DEJA ALEXANDER NAMED SOUTHERN CONFERENCE FRESHMAN OF THE WEEK:

Following the home loss to ASU, redshirt freshman wide receiver **Deja Alexander** was named the SoCon's Freshman of the Week following his career performance ... He is the fourth different Catamount to garner weekly plaudits from the SoCon, joining quarterback **Brandon Pechloff** in receiving the top rookie honor; defenders **Adam Hearn** (Oct. 4) and **Torez Jones** (Sept. 20) have also earned honors from the league this season ... **Alexander** hauled in a personal-best nine catches for a career-high 151 yards against No. 1 Appalachian State in the 75th all-time meeting between the two archrivals on the gridiron. A transfer from Central Michigan, **Alexander** pulled in a career-long, 50-yard pass on Western Carolina's opening offensive play from scrimmage on a flea-flicker pass.

CATAMOUNT SEASONAL QUICK NOTES:

- WCU has used a balanced receiver core this season as 12 different players have hauled in a pass, including five different players who have caught a pass for a touchdown ... Sophomore **Jacoby Mitchell** paces the group with five touchdowns, averaging 12.0 yards per catch this season;
- WCU head coach **Dennis Wagner** secured his 50th career coaching victory with the road win over **Gardner-Webb** back on Sept. 18;
- The Catamount defense has made 53 stops behind the line of scrimmage, six more tackles for loss than their opponents this season. WCU's defense has been balanced as 18 different Catamounts have a tackle for loss including 12 players who have registered a sack;
- FOUR different Catamounts have eclipsed the 100-yard receiving mark this season; **JOSH COCKRELL** and **JACOBY MITCHELL** (vs. Tusculum); **MARQUEL PITTMAN** (at Gardner-Webb) and **DEJA ALEXANDER** (vs. Appalachian) ... Also, FOUR different Catamounts have thrown touchdown passes this year as QB's **ZACK JAYNES**, **ZAC BRINDISE** and **BRANDON PECHLOFF**, as well as **COCKRELL**, have all thrown scoring passes;
- WCU's defensive line started four players by the name of Johnson in the season-opener with **BRIAN JOHNSON** at rush end; **CHARLES JOHNSON** at tackle; **ROLAND JOHNSON** at nose guard; and **C.J. JOHNSON** at buck end ... Add in **Michael Johnson** and it gives WCU five players by the same last name - and no relation.

CATAMOUNTS IN THE NATIONAL STATISTICAL RANKINGS:

Western Carolina junior DB **TOREZ JONES** continues to lead the Southern Conference with SEVEN interceptions on the year ... He additionally RANKS SECOND in the nation with a 0.7 interceptions per game average ... Punter **BLAKE CAIN** ranks 37th nationally with a 39.69 yards per punt average.

CATAMOUNT FOOTBALL ROAD WOES:

Dating back to the 2000 season, Western Carolina has only won 13 games away from Cullowhee ... WCU has lost 25 of its last 29 games away from Cullowhee - the only four victories during that span are at Gardner-Webb and The Citadel this year; in 2009 at Eastern

WESTERN CAROLINA SELECTED 8TH BY MEDIA, 9TH BY LEAGUE COACHES:

Western Carolina was picked eighth by the voting members of the SoCon Sports Media Association and ninth of the nine teams in the NCAA D-I Football Championship Subdivision (FCS) Southern Conference by the league's head coaches. Defending champion Appalachian State was predicted to win the SoCon crown for a fifth-straight season by both the media and league coaches as the top three teams in both the coaches and media poll mirrored each other while the remainder of the poll varied from the two voting counts. The Mountaineers received seven of nine first-place votes in the coaches' balloting and 22 of the 30 in the media vote. **Elon** was selected second in both polls and was followed by **Furman**:

SOCON PRESEASON COACHES POLL		SOCON PRESEASON MEDIA POLL	
1. Appalachian State (7)	63	1. Appalachian State (22)	259
2. Elon (2)	58	2. Elon (6)	231
3. Furman	41	3. Furman (1)	197
4. Samford	39	4. Chattanooga	157
5. Chattanooga	37	5. Wofford	152
6. Wofford	36	6. Samford (1)	141
7. Georgia Southern	25	7. Georgia Southern	116
8. The Citadel	14	8. Western Carolina	52
9. Western Carolina	11	9. The Citadel	45

2010 SOUTHERN CONFERENCE PRESEASON ALL-CONFERENCE TEAMS:

FIRST TEAM		SECOND TEAM	
Offense		Offense	
QB Scott Riddle, Sr., Elon		QB B.J. Coleman, Jr., UTC	
RB Devon Moore, Sr., ASU		RB Tersoo Uhaa, Jr., FUR	
RB Chris Evans, Sr., SAM		RB Mike Rucker, Sr., WOFF	
OL Brett Irvin, Sr., ASU		OL Daniel Kilgore, Sr., ASU	
OL Pat Mills, Sr., ASU		OL Clark Bishop, Sr., WOF	
OL Thomas Gray, Sr., SAM		OL Matt Ruff, Jr., ASU	
OL Chris Harr, Sr., UTC		OL Rodney Austin, Jr., Elon	
OL Pat Illig, Sr., WOF		OL Ryan Lee, Jr., FUR	
TE Ben Jordan, Jr., ASU		TE Alex Sellars, Sr., CIT	
WR Adam Mims, Sr., FUR		WR Riley Hawkins, Jr., SAM	
WR Brian Quick, Jr., ASU		WR MARQUEL PITTMAN, SR., WCU	
Defense		Defense	
DL Jabari Fletcher, Sr., ASU		DL Jordan Gibson, Sr., Elon	
DL Lanston Tanyi, Jr., ASU		DL John Michael Clay, Jr., SAM	
DL Brandon Ward, Sr., Elon		DL Josh Williams, So., UTC	
DL Brent Russell, So., GSU		DL Ameet Pall, Jr., WOF	
LB D.J. Smith, Sr., ASU		DL Eric Eberhardt, Jr., WOF	
LB Bryce Smith, Sr., SAM		LB Joshua Jones, Jr., Elon	
LB Kaddarron Anderson, Jr., FUR		LB Ryan Consiglio, Jr., UTC	
DB Mark LeGree, Sr., ASU		LB Mike Niam, Jr., WOF	
DB Cortez Allen, Sr., CIT		DB Terrell Wilson, Sr., Elon	
DB Buster Skrine, Sr., UTC		DB Max Lerner, Sr., FUR	
DB MITCHELL BELL, SR., WCU		DB Ed Gainey, Jr., ASU	
		DB Laron Scott, Jr., GSU	
Specialists		Specialists	
PK Jason Vitaris, Sr., ASU		PK BLAKE BOSTIC, SR., WCU	
P Bob Hooper, Sr., SAM		P Mike Hammons, Jr., UTC	
RS Adam Mims, Sr., FUR		RS Richie Fordham, Jr., SAM	

Kentucky and in 2008 at Presbyterian ... The Catamounts snapped a 16-game SoCon road losing skid with the win at The Citadel earlier this season.

CATAMOUNT SNAP ROAD LOSING SKID AT THE CITADEL:

- * WCU's road victory over The Citadel in Charleston, S.C., marked the Catamounts first SoCon win away from Cullowhee since 2005 (at Chattanooga), snapping a 16-game drought in road league games;
- * Marks the first time since 2002 that Western Carolina has won two road games during a single-season;
- * Coupled with the victory at Gardner-Webb, WCU's road win over The Citadel was also the program's first back-to-back wins in away games since 1993 when the Cats won at East Tennessee State and Chattanooga.



ADAM HEARNS, BRANDON PECHLOFF HONORED BY THE SOUTHERN CONFERENCE:

Redshirt senior Adam Hearn was named SoCon Defensive Player of the Week while true freshman Brandon Pechloff was named SoCon Freshman of the Week following the win at The Citadel back on Oct. 2 by the conference office:

* Hearn led all players with a career-high 12 tackles with eight solo stops and four assists with three TFLs and a QB hurry. He also took a direct snap in the "Wild Catamount" formation on offense and scored a 5-yard TD in the fourth quarter give WCU a 24-13 cushion.

* Pechloff made his first career start under center for the Catamounts and guided WCU to a victory at The Citadel. He was 10-of-19 passing for 154 yards with two touchdowns. Pechloff tied his season-long with a 41-yard strike to tight end Andrew Rogers. He is the first true freshman quarterback to start a game for WCU since 1991 (Chad Greene).

FRESHMEN QUARTERBACKS AT WESTERN CAROLINA:

Brandon Pechloff became the first TRUE freshman to earn a starting nod for Western Carolina since CHAD GREENE started for the injured Lonnie Galloway in a 27-24 victory over Chattanooga in 1991 ... WCU has had three REDSHIRT freshmen playing in their first collegiate seasons take snaps as a starting signal caller since 2004 - Russell Hemby earned three starts in 2004 as a redshirt freshman; Adam Hearn earned three starts in '07 as a redshirt freshman; and former QB Zack Jaynes started six games as a redshirt in 2008;

* NOTE: Pechloff is the THIRD WCU quarterback to garner weekly plaudits from the SoCon following their first career start: Hearn threw for a career-high 310 yards and three TDs - adding a rushing score as well - in earning SoCon Freshman of the Week after his first start ... Jaynes likewise was honored by the conference after his first-ever start as a redshirt frosh, throwing for a career-high 302 yards on a career-high 33 completions with two TD passes and a third score rushing at nationally-ranked Furman in '08.

THREE CATAMOUNTS NAMED PRESEASON ALL-SOUTHERN CONFERENCE:

Three WCU football players were named to the 2010 preseason All-SoCon teams as selected by the league's nine head football coaches. Senior defensive back MITCHELL BELL was a first team defensive selection, while classmates MARQUEL PITTMAN and BLAKE BOSTIC were named to their respective second teams ... It is the third time in the past four years that three Catamounts have earned preseason recognition from the league's coaches with the preseason accolades representing the first for each of WCU's recipients.

WAGNER'S RECRUITING CLASS RANKED AGAIN:

Western Carolina's 2010 incoming class was ranked first in the Southern Conference according to SouthernPigskin.com as their staff members at evaluated and ranked each SoCon school's recruiting classes ... WCU, which boasted the third-best recruiting class a season ago by Rivals.com that included SoCon Freshman of the Year Michael Johnson, was tabbed fifth in the Football Championship Subdivision (FCS) with this year's class ... WCU was ranked 127th overall out of all NCAA football levels.

A TELLING STATISTIC:

All told, WCU has only won TEN of its last 56 games (10-46) dating back to the final game of the 2005 season, which includes a 3-35 mark in Southern Conference play (two wins over The Citadel and over Chattanooga).

2010 WCU Team Players of the Week

OPPONENT:	OFFENSIVE	GAME STATS	OFFENSIVE SCOUT
at N.C. State	Deja Alexander	2 rec., 35 yds - 1 rec. TD	Dan Polaski
Tusculum	Zac Brindise	304 yds, 4 TDs passing	Will Roseborough
at Gardner-Webb	Marquel Pittman	7 rec., 114 yds, TD	Rayshawn Trader
Chattanooga *	Jacoby Mitchell	2 receiving TDs	Aaron Woller
at The Citadel *	Nate Harris	Career-high 75 yds rushing	Jamil James
Samford *	Michael Johnson	Career-best 117 yds rushing	Justin Campbell
at Wofford *	Michael Johnson	69 yds rushing, 1 TD	Trevor Taylor
Appalachian State *	Deja Alexander	9 catches, 151 yds	Jeff Moore
at Furman *	Deja Alexander	4 catches, 106 yds	Quevalas Murray
Georgia Southern *	Nathan Postelle	Offensive lineman	John Gilliam
at Elon *			

OPPONENT:	DEFENSIVE	GAME STATS	DEFENSIVE SCOUT
at N.C. State	C.J. Johnson	3.0 tackles, 1.0 sacks	Sami Mehovic
Tusculum	Trey Selby	3.0 tackles, 3.0 TFLs	Sean Mateer
at Gardner-Webb	Torez Jones	12.0 tackles, 4 INTs	Keifer Mosely
Chattanooga *	Brandon Vaught	12.0 tackles, 1 FF	Daryl McIntyre
at The Citadel *	Adam Hearn	12.0 tackles, 3 TFL	Sean Mateer
Samford *	Mitchell Bell	14.0 tackles, 1 FF	Shea Corpening
at Wofford *	Randy Pressley	8.0 tackles, FR for TD	Brandon Glenn
Appalachian State *	Charles Johnson	7.0 tackles, 1 QBH	Brandon Glenn
at Furman *	Angelo Brown	13.0 tackles	Tyler Smith
Georgia Southern *	Roland Johnson	4.0 tackles, 1 FF	Dylan Hutchens
at Elon *			

OPPONENT:	SPECIAL TEAMS	GAME STATS
at N.C. State	Josh Cockrell	4 kick ret., 35 yds
Tusculum	Deja Alexander	2 punt ret., 33 yds
at Gardner-Webb	Blake Cain	40 yd punt avg.
Chattanooga *	Nate Harris	94 yd kick return avg.
at The Citadel *	Blake Bostic	40 yd FG, 3-3 PAT
Samford *	Angelo Brown	Blocked FG att.
at Wofford *	Nate Harris	240 all-purpose yds.
Appalachian State *	Blake Cain	37.7 punt avg., 2 In20
at Furman *	Blake Cain	46.0 punt avg.
Georgia Southern *	Blake Cain	41.5 punt avg., 2 In20
at Elon *		

WHAT IS A CATAMOUNT?

Western Carolina University's unique mascot and nickname for its athletics teams seem to always bring about the same question when the Western plays on the road ... "What is a Catamount?" Webster's Dictionary defines "catamount" as "any of various wild cats, such as a cougar or lynx." Cats of the catamount variety, including the bobcat, roam the southern Appalachian Mountains where Western Carolina University is located.

The nickname evolved from a contest that was held on the Cullowhee campus in 1933. The school was called Western Carolina Teachers College at that time and its teams were known as "the Teachers."

Everyone on campus was invited to participate, and the usual names were suggested — Bears, Indians, Panthers. However, the college wanted an unusual name; a name that few others had and that everyone would not copy.

The contest came down to Mountain Boomers, a small ground squirrel that scampers about the woods and is extremely difficult to catch, and Catamounts. Catamounts was the favorite of Head Football Coach C.C. Poindexter and was the nickname chosen. Poindexter wanted his players to be Catamounts with "fierce spirit, savage attacks, and lightning quick moves."

HISTORY OF THE CATAMOUNT LOGO

From 1975 til today

For a complete history of the WCU Catamount logo, visit www.catamountsports.com under "Traditions"

1975-1981

1981-1996







1997-2004

2004-08

2008-



2010 WESTERN CAROLINA FOOTBALL SCHEDULE / NOTES

	at N.C. State Sept. 4 Raleigh, N.C. L, 48-7	RALEIGH: Western Carolina opened the season with a 10-play, 87-yard scoring drive capped by a 23-yard pass from Zack Jaynes to WR Deja Alexander to lead the Wolfpack 7-0, but North Carolina State rallied with 48-straight points for the 48-7 win ... WCU fell to 0-26 all-time vs. the ACC and 0-6 against NC State.
	TUSCULUM Sept. 11 Cullowhee L, 54-30	CULLOWHEE: Tusculum scored twice off of long fumble recovery returns and threw for 410 yards in teh 54-30 upset win ... the Pioneers jumped out to a 27-point first half lead and later scored 24-straight points after WCU had pulled within two scores, 27-14 ... Zac Brindise threw for 304 yards and four TD's for the Catamounts.
	at Gardner-Webb Sept. 18 Boiling Springs, N.C. W, 28-14	BOILING SPRINGS: Western Carolina converted two of its six defensive takeaways into 14 points, while Marquel Pittman and Michael Johnson both added offensive scores as the Catamounts rebounded to upend the Gardner-Webb Runnin' Bulldogs, 28-14, at Spangler Stadium.
	CHATTANOOGA Sept. 25 Cullowhee L, 27-21	CULLOWHEE: Western Carolina could not take advantage of four takeways, turning the ball over four times in the third quarter as UTC escaped with a 27-21 win. WCU scored defensive points for the second-straight week as C.J. Johnson scored on a fumble recovery.
	at The Citadel Oct. 2 Charleston, S.C. W, 24-13	CHARLESTON, S.C. - True freshman QB Brandon Pechloff threw two TD passes and Adam Hearn rushed for one out of the "Wild Catamount" formation as WCU jumped out to a 17-3 halftime lead and held on for the 24-13 road win, snapping a 16-game conference road losing skid.
	SAMFORD Oct. 9 Cullowhee L, 38-7	CULLOWHEE: Chris Evans rushed for 131 yards and three TDs as Samford handed the Catamounts a 38-7 Homecoming loss. WCU has never won over the Bulldogs in Cullowhee (0-4) all-time and have now dropped seven-straight to the SoCon's newest member.
	at Wofford Oct. 16 Spartanburg, S.C. L, 45-14	SPARTANBURG: Three Terriers rushed for 100 yards with QB Mitch Allen and FB Eric Breitenstein rushing for two scores and QB Brian Kass tossing a pair of scoring strikes as No. 14/17 Wofford handed WCU a 45-14 loss. The Catamounts led 14-9 before 36-unanswered Terrier points.
	#1 APPALACHIAN ST Oct. 23 Cullowhee L, 37-14	CULLOWHEE: Western Carolina dropped the Diamond Anniversary (75th) game between the mountain arch-rivals, 37-14, marking the sixth-straight loss in the series. ASU rushed out to a 20-0 lead then held off the Catamounts in the SportSouth televised game.
	at Furman Nov. 6 Greenville, S.C. L, 31-17	GREENVILLE: Western Carolina led by three, 17-14, at halftime but was shutout in the second half as Furman scored 17-unanswered third quarter points to hand WCU its fifth-straight loss in the series, 31-17.
	GEORGIA SOUTHERN Nov. 13 Cullowhee L, 28-6	CULLOWHEE: Western Carolina lost its 16th-straight game to Georgia Southern despite taking an early, 3-0 lead ... the Eagles scored 21-unanswered points after WCU pulled to within one, 7-6, to cruise to the win, forcing five Catamount turnovers.
	at Elon November 20 Elon, N.C. 3:00 pm	Western Carolina will wrap up its regular season with a road trip to Elon which is one of the favorites in the pre-season to win the SoCon race ... WCU has dropped four-straight overall after a stretch of four-consecutive wins and victory in eight of nine dating back to 1979.

MISC. 2010 SEASON GAME NOTES

BACK INJURY CUTS QB ZACK JAYNES' CAREER SHORT:

Redshirt junior quarterback Zack Jaynes has made the decision to end his football playing career citing safety and future health concerns surrounding a herniated disc in his lower back that he suffered in May. Jaynes met with the coaching staff on Sunday, Sept. 12 to relay his decision:

- * Jaynes made 19-consecutive starts after winning the job early in his redshirt freshman season in 2008;

- * He will remain with the team as a student assistant and will continue to work with the quarterbacks;

- * At NC State, Jaynes tossed his 20th career touchdown pass to tie him for seventh in school history with Jimmy Williams (1964-66) ... He additionally moved into 8th-place on WCU's career pass completions chart with 313;

- * Jaynes is on track to graduate from the WCU College of Business in May with a degree in Entrepreneurship.

DION WILSON RETIRES FROM FOOTBALL FOR HEALTH REASONS:

One day after losing quarterback Zack Jaynes, redshirt sophomore Dion Wilson informed the coaches that based upon recommendations from medical professionals that he would no longer play football after suffering another concussion against Tusculum ... Wilson, who missed the season opener after suffering a concussion during preseason, was restricted from practice for four weeks as per WCU's athletic training protocol after experiencing concussion-like symptoms ... He informed the coaching staff on Sept. 13 that for his continued safety and future, he would no longer play football.

CHRIS EVERETT NOMINATED FOR AFCA GOOD WORKS TEAM:

Western Carolina redshirt junior tight end Chris Everett is among 112 student-athletes nationwide that have been nominated for the Allstate AFCA Good Works Team. The 112 nominees are the most ever in the 19-year history of the award which will be announced in late September, eclipsing the 106 nominees from a year ago ... Everett, who began his WCU playing career on the defensive side of the ball before converting to tight end prior to last season, will serve as president of WCU's Student-Athlete Advisory Committee (SAAC) this year after spending last year as the vice president and as a team representative on the committee as a freshman.

MORE ON CHRIS EVERETT - JUNIOR NAMED TO NATIONAL SAAC:

Western Carolina football redshirt junior tight end Chris Everett has been selected to the NCAA's national Student-Athlete Advisory Committee (SAAC). Everett will represent both WCU and the Southern Conference on the national board ... Everett, who will serve as Western Carolina's SAAC president this academic year, is the second Catamount student-athlete to represent the conference on the national committee. He joins former women's basketball standout, Kendra Eaton, to have held the position.

PK BLAKE BOSTIC NAMED TO FRED MITCHELL AWARD WATCH LIST:


Western Carolina senior placekicker Blake Bostic has been named to the watch list for the 2010 Fred Mitchell Award ... Bostic is one of 40 kickers on the list for the award that includes NCAA Football Championship Sub-division (FCS), Division II, III and National Association of Intercollegiate Athletics (NAIA) collegiate place-kickers that were nominated by their colleges for excellence on the football field and in the community ... Of the 40, Bostic is one of 15 from the FCS level and the lone nominee from the Southern Conference ... He is also one of 21 seniors on the watch list.

WESTERN CAROLINA MISC. NOTES:

- * Western Carolina is coming off its fourth-straight losing overall record at season's end - and the 20th since joining the SoCon in 1976;

- * Western Carolina did not hold a lead in a game until the 10:30 mark of the fourth quarter in a home win over The Citadel - the SIXTH GAME of the season a year ago ... This season, the Catamounts claimed their first lead just 5:24 in to the season after an opening touchdown drive at North Carolina State;

- Western Carolina's 7-0 lead over North Carolina State was the program's first lead over a FBS team since Josh Jones gave the Catamounts a 3-0 lead at Maryland in 1999 ... WCU fell, 51-10, in the contest;



WESTERN CAROLINA'S RECORD WHEN...

	2010	Wagner Era
Overall	2-8	7-26
Home	0-5	3-13
Road	2-3	4-13
In overtime	0-0	0-1
Afternoon games	1-5	5-17
Night games	1-3	2-9
Vs. SoCon Opp.	1-6	3-20
Vs. Nonconference Opp.	1-2	4-6
Vs. Ranked Opp.	0-2	0-9
Vs. In-State Opp.	1-2	1-7
In August	0-0	1-0
In September	1-3	2-10
In October	1-3	2-10
In November	0-2	2-6
Decided by 3 pts or less	0-0	1-1
Decided by 7 pts or less	0-1	2-7
Decided by 10+ points	2-6	5-17
Scoring 30+ points	0-1	1-2
Scoring 20-29 points	2-1	5-5
Scoring 0-19 points	0-6	1-19
Allowing 30+ points	0-6	0-16
Allowing 20-29 points	0-2	1-7
Allowing 0-19 points	2-0	6-3
Leading at halftime	2-1	5-6
Trailing at halftime	0-7	2-20
Tied at halftime	0-0	0-0
Leading after 3 quarters	2-0	5-3
Trailing after 3 quarters	0-8	2-24
Earning more first downs	0-2	2-3
Earning fewer first downs	2-6	5-21
Earning same first downs	0-0	0-2
Outrushing Opp.	1-1	6-2
Getting outrushed	1-7	1-24
Passing for more yards	1-4	6-12
Passing for fewer yards	1-4	1-14
Winning time of possession	0-3	3-9
Losing time of possession	2-5	4-16
Winning turnover battle	2-0	4-3
Losing turnover battle	0-6	1-18
Turnovers are even	0-2	2-5
More penalty yards	2-3	5-11
Less penalty yards	0-5	2-14
Equal penalty yards	0-0	0-1
In televised games	0-3	0-10
On CSS-TV	0-1	0-2
ESPN3.com	0-1	0-1
On SunSports/FSN-Fla.	0-0	0-1
On SportSouth	0-1	0-2
On WMYA-TV	0-0	0-4

CATAMOUNT TRACKS

KEEPING TRACK OF PLAYERS IN WESTERN CAROLINA'S CAREER RECORD BOOKS

CAREER PASSING YARDS:

1. Mike Pusey 1977-79 6,160
2. Lonnie Galloway..... 1990-93 5,545
3. Jeff Gilbert..... 1981-84 5,508
4. Don Dalton 1966-69 5,289
5. Brian Gaither 2000-03 5,159
6. Ronnie Mixon..... 1979-82 5,099
7. Willie Perkins..... 1982-86 4,449
8. Jimmy Williams 1964-66 4,208
9. Todd Cottrell 1987-89 3,933
10. Chad Greene..... 1991-95 3,407
- ZACK JAYNES2008-PRES. 3,102

CAREER PASS COMPLETIONS:

1. Jeff Gilbert..... 1981-84 463
2. Brian Gaither 2000-03 422
3. Mike Pusey 1977-79 420
4. Ronnie Mixon..... 1979-82 415
5. Willie Perkins..... 1982-86 366
6. Lonnie Galloway..... 1990-93 355
7. Don Dalton 1966-69 350
8. ZACK JAYNES2008-PRES. 313
9. Todd Cottrell 1987-89 310
10. Jimmy Williams 1064-44 301

CAREER PASS ATTEMPTS:

1. Mike Pusey 1977-79 855
2. Jeff Gilbert..... 1981-84 840
3. Ronnie Mixon..... 1987-89 781
4. Brian Gaither 2000-03 764
5. Willie Perkins..... 1982-86 745
6. Don Dalton 1966-69 715
7. Lonnie Galloway..... 1990-93 639
8. ZACK JAYNES2008-PRES. 553
- Josh Brooks 1994-97 533
10. Chad Greene..... 1991-95 506

CAREER TOUCHDOWN PASSES:

1. Mike Pusey 1977-79 43
2. Don Dalton 1966-69 39
3. Jeff Gilbert..... 1981-84 33
4. Lonnie Galloway..... 1990-93 30
5. Brian Gaither 2000-03 27
6. Chad Greene..... 1991-95 26
7. ZACK JAYNES2008-PRES. 20
- Jimmy Williams 1964-66 20
9. Todd Cottrell 1987-89 18
- Hal Mote..... 1970-72 18

CAREER RECEIVING YARDS:

1. Jerry Gaines 1970-74 3,449
2. Gerald Harp 1977-80 3,025
3. Lamont Seward..... 2000-03 2,972
4. Eric Rasheed..... 1981-84 2,884
5. Michael Banks..... 1999-02 2,823
6. Craig Aiken 1991-94 2,654
7. Kerry Hayes..... 1991-94 2,608
8. Vince Nowell..... 1984-87 2,283
9. Jon Reed 1987-90 2,271
10. Wayne Tolleson 1974-77 2,246
- MARQUEL PITTMAN.....2007-PRES. 1,922

CAREER RECEPTIONS:

1. Gerald Harp 1977-80 197
2. Eric Rasheed..... 1981-84 193
3. Lamont Seward..... 2000-03 190
4. Michael Banks 1999-02 183
5. Jerry Gaines 1970-74 167
6. Jon Reed 1987-90 161
7. Vince Nowell 1984-87 152
8. Eddie Cohen 2004-07 142
- Jeff Dean 1978-81 142
10. Craig Aiken 1991-94 139
- MARQUEL PITTMAN.....2007-PRES. 135

CAREER TOUCHDOWN RECEPTIONS:

1. Gerald Harp 1977-80 26
2. Eric Rasheed..... 1981-84 22
3. Wayne Tolleson 1974-77 20
4. Michael Banks 1999-02 19
5. Jerry Gaines 1970-74 18
6. MARQUEL PITTMAN.....2007-PRES. 17
7. Six Tied with 15

CAREER INTERCEPTIONS:

1. David Rathburn 1971-74 23
2. Miles Nicholson 1982-85 21
3. Harvey Walker 1969-70, '75-76 20
4. Tiger Greene 1981-84 16
5. Alan Stubblefield 1970-73 15
6. Richard Dukes 1980-83 14
- Steve Marshall 1979-82 14
- Willie Carpenter 1976-79 14
9. Ricky Gardin 1987-89 12
- Toussaint Kennedy 1985-88 12
- MITCHELL BELL.....2007-PRES. 7
- TOREZ JONES.....2008-PRES. 7

CAREER FIELD GOALS MADE:

1. Kirk Roach 1984-87 71
2. Dean Biasucci..... 1980-83 57
3. Ken Hinsley..... 1995-98 35
4. Josh Jones 1999-00 28
5. Phillip Shirley..... 1991-94 27
6. Jimmy Corley..... 1968-71 25
7. BLAKE BOSTIC2007-PRES. 22
8. Chris Vought 2001-03 21
9. Jim Joyce 1972-74 18
10. Van Stayton 1961-64 14

PUNTS IN A CAREER:

1. Steve Komegay 1982-85 244
2. Chuck Milner 1972-75 226
3. Anthony Bare 1986-89 206
4. Kenny Pauley 1990-93 205
5. Ken Hinsley 1995-98 199
6. BLAKE CAIN2008-PRES. 192

CAREER PUNTING AVERAGE:

1. Ken Hinsley 1995-98 42.8
2. Tim Mayse 2002-06 41.1
3. Steve Komegay 1982-85 40.8
- Stanton Home 2000-03 40.8
5. Mike Pusey 1977-79 39.3
6. BLAKE CAIN2008-PRES. 38.8
7. Chuck Milner 1972-75 38.1



No.	Name	Pos.	Ht.	Wt.	Yr.	Hometown (Previous College/High School)
1	Elijer Martinez	DB	5-9	180	So.	Decatur, Ga. (Cartersville HS)
2	Dre Thomas	WR	6-2	200	Jr.	Stone Mountain, Ga. (Redan HS)
3	Deja Alexander	WR	6-0	200	R-Fr.	Jacksonville, Fla. (Central Michigan/First Coast HS)
4	Jacoby Mitchell	WR	6-0	200	So.	Decatur, Ga. (Southwest DeKalb HS)
5	Michael Johnson	RB	5-11	200	So.	Decatur, Ga. (Southwest DeKalb HS)
6	Dee Williams	DB	5-10	185	Fr.	Benson, N.C. (South Johnston HS)
7	Mike Anderson	DB	5-9	175	R-Fr.	Fort Myers, Fla. (Ilda Baker HS)
8	Jarón McNeill	DB	5-9	180	Sr.	Brooklyn, N.Y. (Hofstra / Christ the King HS)
9	Reggie America	DB	5-10	200	Jr.	Junction City, Kan. (Coffeyville CC/Junction City HS)
10	Matt Wabby	QB	6-2	255	Sr.	Westlake Village, Calif. (Pierce Col./Crespi HS)
11	Lance Price	QB	6-3	205	Fr.	Wilson, N.C. (Beddingfield HS)
12	Zack Jaynes	QB	6-0	205	R-Jr.	Canton, N.C. (Pisgah HS)
13	George Richardson	WR	5-8	180	So.	Kernersville, N.C. (Glenn HS)
14	Josh Cockrell	WR	5-8	170	R-Jr.	Canton, N.C. (Pisgah HS)
15	Zac Brindise	QB	6-1	200	R-Jr.	Fort Myers, Fla. (South Carolina / South Fort Myers HS)
17	Angelo Brown	DB	6-0	200	R-Sr.	Columbia, S.C. (Eau Claire HS)
18	Mitchell Bell	DB	6-2	215	Sr.	Warner Robbins, Ga. (Northside HS)
19	Brandon Pechloff	QB	6-7	220	Fr.	Glen Ellyn, Ill. (Montini Catholic HS)
20	Nate Harris	RB	5-6	150	Jr.	Holly Springs, N.C. (Middle Creek HS)
21	Jidefo Okwudiri	DB	5-9	175	Sr.	Tracy, Calif. (San Joaquin Delta / Merrill West HS)
22	Torez Jones	DB	6-1	175	Jr.	Wilson, N.C. (James Hunt HS)
24	Trevor Taylor	RB	5-10	195	Fr.	Raleigh, N.C. (West Point Prep/Ravenscroft School)
25	Rayshawn Trader	RB	5-8	190	Fr.	Greensboro, N.C. (Northeast Guilford HS)
26	Marshaun Edwards	RB	5-8	190	Fr.	Mooreville, N.C. (Mooreville HS)
27	Adam Hearn	DB	6-0	220	R-Sr.	Philadelphia, Pa. (Millford Academy/North Penn HS)
28	Anthony "Ace" Clark	DB	6-2	200	Fr.	Germantown, Md. (Clarksburg HS)
29	Joe Korac	FB	6-0	240	R-Fr.	Alpharetta, Ga. (Milton HS)
29	Hunter Lancaster	DB	6-0	185	Fr.	New Hanover, N.C. (New Hanover HS)
30	Randy Pressley	DB	6-1	200	R-Fr.	Asheville, N.C. (North Buncombe HS)
31	Shea Corpeneing	DB	5-7	150	Fr.	Newton, N.C. (Newton-Conover HS)
32	Devin Roberts	DB	6-0	195	Fr.	Castle Hayne, N.C. (New Hanover HS)
33	Ricky Schwarz	LB	6-1	220	Jr.	Ormond Beach, Fla. (Seabreeze HS)
35	Steven Weiss	P	6-2	210	Fr.	Apex, N.C. (Apex HS)
36	Chris Haynes	RB	5-8	195	Sr.	Seneca, S.C. (Seneca HS)
37	Michael Reardon	LB	6-0	215	R-Sr.	Woodstock, Ga. (West Georgia / Etowah HS)
38	Wes Locust	FB	5-8	225	R-Fr.	Charlotte, N.C. (Mallard Creek HS)
39	Dylan Hutchins	DB	5-9	175	Fr.	Thomasville, N.C. (East Davidson HS)
40	Brandon Vaught	LB	6-2	215	Jr.	Cleveland, Ga. (White County HS)
41	Courtland Carson	LB	6-0	210	Fr.	Charlotte, N.C. (Independence HS)
42	Andre Whitmire	LB	6-0	240	Fr.	Spartanburg, S.C. (Spartanburg HS)
43	Marcus Stokes	LB	6-0	215	Fr.	Roswell, Ga. (Lassiter HS)
44	Austin Chambers	FB	6-0	215	Fr.	Clyde, N.C. (Tuscola HS)
46	Brett Allen	DB	5-11	200	R-So.	Raleigh, N.C. (Wakefield HS)
47	Blake Bostic	K	5-11	205	Sr.	Bostic, N.C. (East Rutherford HS)
48	Blake Cain	P	5-10	195	Jr.	Kennesaw, Ga. (Harrison HS)
49	Leo Gamez	K	5-11	195	R-Fr.	Waynesville, N.C. (Tuscola HS)
50	Edixon Pino-Alvarez	OL	6-1	300	Jr.	Roswell, Ga. (Georgia Military/Peachtree Ridge HS)
51	Rock Williams	LB	6-2	220	So.	Howell, Mich. (Howell HS)
52	Ryan Kurzec	OL	6-1	260	Jr.	Jamestown, N.C. (Ragsdale HS)

No.	Name	Pos.	Ht.	Wt.	Yr.	Hometown (Previous College/High School)
53	Rory Pederson	OL	6-2	290	R-So.	Monroe, N.C. (Forest Hills HS)
55	T.J. Morrison	K	5-11	190	Fr.	Kernersville, N.C. (East Forsyth HS)
56	Sami Mehovic	LB	5-11	205	Sr.	Marion, N.C. (McDowell HS)
58	Zak Warner	LS	6-0	250	Sr.	Weaverville, N.C. (Brevard / North Buncombe HS)
59	Nathaniel Sedergren	LB	5-11	215	R-So.	Concord, N.C. (Concord HS)
60	Josh Stafford	LB	5-10	185	Fr.	Raleigh, N.C. (Wake Tech / Middle Creek HS)
61	John Gilliam	OL	6-1	280	Fr.	Lenoir, N.C. (West Caldwell HS)
62	Nathan Postelle	OL	6-4	270	R-So.	Tunnel Hill, Ga. (Northwest Whitfield HS)
63	Matt Brock	OL	6-1	290	Fr.	Candler, N.C. (Enka HS)
65	Teddy Rhoney	OL	6-3	290	R-So.	Morganton, N.C. (Freedom HS)
66	Gil Broadway	OL	6-4	285	R-Fr.	Washington, N.C. (Washington HS)
67	Matt Hastings	OL	6-3	265	R-Fr.	Morganton, N.C. (East Burke HS)
68	Tyler Smith	DL	6-3	230	Fr.	Raleigh, N.C. (Broughton HS)
69	Daryl McIntyre	DL	6-1	190	Fr.	Statesville, N.C. (Statesville HS)
70	Aaron Woller	DL	5-11	295	R-Fr.	Charlotte, N.C. (Butler HS)
71	Kirk Lincoln	OL	6-0	295	Fr.	Raleigh, N.C. (Leesville Road HS)
72	Vince Williams	OL	6-5	270	R-Fr.	Edina, Minn. (Edina HS)
73	Wesley Cook	OL	6-7	275	R-Fr.	Hendersonville, N.C. (Hendersonville HS)
74	Justin Campbell	OL	5-11	285	R-Fr.	Nassau, Bahamas (Victory Christian)
75	John Harmon	OL	6-2	305	Fr.	Ashe, N.C. (West Brunswick HS)
76	Jacoby Hammon	OL	6-5	280	R-Sr.	San Bernadino, Calif. (El Camino Col./Arroyo Valley HS)
77	Dan Polaski	OL	6-9	300	Fr.	Agawam, Mass. (Hargrave Military/Longmeadow HS)
78	Ryan Moore	OL	6-3	295	R-So.	Cullowhee, N.C. (Smoky Mountain HS)
79	Brandon Glenn	DL	6-0	225	Fr.	Durham, N.C. (South Granville HS)
80	Marquel Pittman	WR	6-3	205	R-Sr.	Maxton, N.C. (Pumell Swett HS)
81	Will Stewart	WR	6-0	170	R-Fr.	Fayetteville, N.C. (Seventy-First HS)
81	Sidney Rhodes	WR	5-9	160	Fr.	Easley, S.C. (Wren HS)
82	Jeff Massey	WR	5-10	175	R-Fr.	Raleigh, N.C. (Sanderson HS)
82	Cody Brabson	TE	6-2	195	Fr.	Franklin, N.C. (Franklin HS)
83	Brandon Stamey	WR	5-10	170	R-Fr.	Cherryville, N.C. (Cherryville HS)
84	Will Roseborough	WR	6-2	190	Fr.	Irmo, S.C. (Ben Lippen HS)
85	Andrew Rogers	TE	6-3	235	R-Jr.	Alpharetta, Ga. (Chattahoochee HS)
86	Taylor Spangler	TE	6-3	250	Sr.	Ruffin, N.C. (Rockingham HS)
87	Gary Green	WR	5-9	175	Jr.	Fayetteville, N.C. (City Col. of San Francisco/South View)
87	Brent Edwards	TE	6-0	240	Fr.	Durham, N.C. (North Raleigh Christian Academy)
88	Conner Orr	TE	6-2	230	So.	Duluth, Ga. (Peachtree Ridge HS)
88	Jamil James	WR	5-7	135	Fr.	Wilmington, N.C. (New Hanover HS)
89	Chris Everett	TE	6-4	225	R-Jr.	Greensboro, N.C. (Dudley HS)
90	Roland Johnson	DL	6-1	265	Fr.	Duncan, S.C. (Byrnes HS)
91	Brian Johnson	DL	6-3	230	R-Fr.	Charlotte, N.C. (Myers Park HS)
92	Quevalas Murray	DL	6-2	285	R-Fr.	Shelby, N.C. (Shelby HS)
93	Charles Johnson	DL	6-2	270	Sr.	Charlotte, N.C. (Berry Academy)
93	Sean Mateer	DL	6-1	230	Fr.	Cumming, Ga. (Forsyth Central HS)
94	Walt Woolwine	DL	6-1	285	Jr.	Ashland, Kansas (Garden City CC/Ashland HS)
95	Bevans Robbs	DL	6-3	250	R-So.	Lake Worth, Fla. (Palm Beach Central HS)
96	C.J. Johnson	DL	6-2	285	R-Sr.	Roswell, Ga. (Centennial HS)
97	Pete Balthrop, Jr.	DL	6-0	245	Fr.	Clemmons, N.C. (West Forsyth HS)
98	Trey Selby	DL	6-3	235	Jr.	Tunnel Hill, Ga. (Northwest Whitfield HS)
99	Nate Stephenson	DL	6-3	230	So.	Jacksonville, Fla. (First Coast HS)



CAREER & 2010 PARTICIPATION

Name	GP	GS	CGP	CGS	Strk
Deja Alexander	8	7	8	7	5
Brett Allen	9	2	9	2	-
Reggie America	10	1	10	1	-
Mike Anderson	9	-	9	-	-
Pete Balthrop	9	-	9	-	-
Mitchell Bell	10	10	42	30	22
Blake Bostic	10	-	34	-	-
Zac Brindise	9	6	9	6	4
Gil Broadway	1	-	1	-	-
Angelo Brown	10	9	42	11	2
Blake Cain	10	-	32	-	-
Courtland Carson	10	3	10	3	1
Austin Chambers	10	-	10	-	-
Josh Cockrell	10	8	23	10	3
Wesley Cook	6	2	6	2	-
Marshaun Edwards	6	1	6	1	1
Chris Everett	10	1	33	9	1
Jacoby Hammon	7	7	7	7	6
Nate Harris	10	2	24	3	-
Matt Hastings	1	-	1	-	-
Chris Haynes	1	-	1	-	-
Adam Hearn	5	5	28	16	1
Zack Jaynes	2	2	23	19	-
Brian Johnson	10	1	10	1	-
Charles Johnson	10	9	34	17	3
C.J. Johnson	10	10	35	21	10
Michael Johnson	10	8	21	17	7
Roland Johnson	10	9	10	9	8
Torez Jones	10	9	22	9	-
Wes Locust	2	-	2	-	-
Elijer Martinez	10	5	18	5	4
Jaron McNeill	9	6	9	6	1
Sami Mehovic	9	-	9	-	-
Jacoby Mitchell	10	9	21	11	2
Ryan Moore	10	8	18	8	8
Quevalas Murray	5	-	5	-	-
Jidefo Okwudiri	-	-	11	-	-
Conner Orr	-	-	8	2	-
Brandon Pechloff	5	2	5	2	-
Rory Pederson	10	10	12	10	10
Edixon Pino-Alvarez	8	3	8	3	-
Marquel Pittman	7	4	39	31	-
Nathan Postelle	10	9	21	20	5
Randy Pressley	10	5	10	5	4
Michael Reardon	10	-	10	-	-
Sidney Rhodes	9	-	9	-	-
Teddy Rhoney	10	10	21	21	21
George Richardson	-	-	11	4	-
Bevans Robbs	10	-	21	-	-
Andrew Rogers	10	8	33	25	-
Ricky Schwarz	8	7	29	17	-
Nathaniel Sedergren	9	-	9	-	-
Trey Selby	8	8	27	22	-
Taylor Spangler	10	3	12	3	-
Nate Stephenson	10	-	21	-	-
Marcus Stokes	6	-	6	-	-
Dre Thomas	2	-	17	5	-
Brandon Vaught	8	6	24	9	-
Matt Wabby	1	-	1	-	-
Zak Warner	10	-	21	-	-
Andre Whitmire	6	-	6	-	-
Dee Williams	9	-	9	-	-
Rock Williams	9	4	20	7	-
Vince Williams	4	1	4	1	-
Dion Wilson	1	-	11	4	-
Aaron Woller	1	-	1	-	-
Walt Woolwine	9	-	9	-	-

CATAMOUNT DEPTH CHART – Nov. 20 – at Elon

CATAMOUNT OFFENSE

QB	15	ZAC BRINDISE	6-0	200	JR.
	19	Brandon Pechloff	6-7	220	Fr.
RB	5	MICHAEL JOHNSON	5-11	200	SO.
	20	Nate Harris	5-6	150	Jr.
WR-X	3	DEJA ALEXANDER	6-0	200	R-FR.
	4	Jacoby Mitchell	6-0	200	So.
WR-Z	80	MARQUEL PITTMAN	6-3	205	SR.
	81	Sidney Rhodes	5-9	160	Fr.
WR-ZE	14	JOSH COCKRELL	5-8	170	R-JR.
	4	Jacoby Mitchell	6-0	200	So.
TE	85	ANDREW ROGERS	6-3	235	R-JR.
	86	Taylor Spangler	6-3	250	Sr.
LT	62	NATHAN POSTELLE	6-4	270	R-SO.
	73	Wes Cook	6-7	275	R-Fr.
LG	72	VINCE WILLIAMS	6-5	270	R-FR.
	68	Quevalas Murray	6-2	285	R-Fr.
C	65	TEDDY RHONEY	6-3	290	R-SO.
	50	Edixon Pino-Alvarez	6-1	300	Jr.
RG	78	RYAN MOORE	6-3	295	R-SO.
	68	Quevalas Murray	6-2	285	R-Fr.
RT	76	JACOBY HAMMON	6-5	280	R-SR.
	73	Wes Cook	6-7	275	R-Fr.
FB	44	AUSTIN CHAMBERS	6-0	215	FR.
	29	Joe Korac	6-0	240	R-Fr.

CATAMOUNT DEFENSE

BUCK	96	C.J. JOHNSON	6-2	285	R-SR.
	95	Bevans Robbs	6-3	250	R-So.
NOSE	90	ROLAND JOHNSON	6-1	265	FR.
	94	Walt Woolwine	6-1	285	Jr.
DT	93	CHARLES JOHNSON	6-2	270	SR.
	96	C.J. Johnson	6-2	285	R-Sr.
RUSH	91	BRIAN JOHNSON	6-3	230	R-FR.
	96	C.J. Johnson	6-2	285	R-Sr.
DROP	30	RANDY PRESSLEY	6-1	200	R-FR.
	27	Adam Hearn	6-0	220	R-Sr.
MIKE	34	RICKY SCHWARZ	6-1	220	JR.
	51	Rock Williams	6-2	220	So.
WILL	41	COURTLAND CARSON	6-0	200	FR.
	43	Marcus Stokes	6-0	215	Fr.
BCB	22	TOREZ JONES	6-1	180	JR.
	7	Mike Anderson	5-9	170	R-Fr.
FS	30	RANDY PRESSLEY	6-1	200	R-FR.
	17	Angelo Brown	6-0	200	R-Sr.
BS	17	ANGELO BROWN	6-0	200	R-SR.
	9	Reggie America	5-10	200	Jr.
FCB	8	JARON MCNEILL	5-9	180	SR.
	1	Elijer Martinez	5-9	180	So.

CATAMOUNT SPECIALISTS

PK	47	BLAKE BOSTIC	5-11	205	SR.
	49	Leo Gamez	5-11	195	R-Fr.
H	48	BLAKE CAIN	5-10	195	JR.
	15	Zac Brindise	6-0	200	Jr.
KO	47	BLAKE BOSTIC	5-11	205	SR.
	49	Leo Gamez	5-11	195	R-Fr.
P	48	BLAKE CAIN	5-10	195	JR.
	47	Blake Bostic	5-11	205	Sr.
LS	58	ZAK WARNER	6-0	250	SR.
	85	Andrew Rogers	6-3	235	R-Jr.
KR	20	NATE HARRIS	5-6	150	JR.
-AND-	81	SIDNEY RHODES	5-9	160	FR.
PR	3	DEJA ALEXANDER	6-0	200	R-FR.
	14	Josh Cockrell	5-8	170	R-Jr.

PRONUNCIATION GUIDE

1	ELIJER Martinez	e - LIE - jurr
3	DEJA Alexander	DAY - zhuh
8	JARÓN McNeil	JUH - ron
10	Matt WABBY	WHA - bee
15	Zac BRINDISE	BRIN - dice
19	Brandon PECHLOFF	PECK - loff
21	JIDEFO OKWUDIRI	JUH - doff - oh o - KOO - dur - rie
22	TOREZ Jones	TORE - ez
34	Ricky SCHWARZ	shh - WARZ
40	Brandon VAUGHT	like "ought"
49	Leo GAMEZ	gah - MEZ
50	EDIXON Pino-Alvarez	ED - dixon
53	Rory PEDERSON	like "Peterson"
59	Nathaniel SEDERGREN	SAID - durr - grin
65	Teddy RHONEY	ROW - knee
70	Aaron WOLLER	WHOA - lurr
77	Dan POLASKI	PO - lass - key
80	MARQUEL Pittman	mar - QUAIL
92	QUEVALAS Murray	QUA - vall - us
93	Sean MATEER	Muh - TEAR
95	BEVANS Robbs	BIV - uns
98	Trey SELBY	SELL - bee
	ARKETA Banks	ARE - key - tuh
	Andy FOLLETT	Fuh - LETT
	Keith HECKENDORF	HECK - in - dorf
	Michael MAYERS	MAY - yurs
	Matt PAWLOWSKI	Puh - LAO - ski
	Mark RHEA	RAY

CATAMOUNT INJURY REPORT – AT ELON:

OUT – OFFENSE:

TE - Conner Orr (back)
 OL - Rory Pederson (foot)
 OL - Dan Polaski (shoulder)
 WR - George Richardson (ankle)
 WR - Dre Thomas (chest)

OUT – DEFENSE:

DL - Pete Balthrop (concussion)
 DB - Jidefo Okwudiri (ankle)
 DE - Trey Selby (illness)
 LB - Brandon Vaught (concussion)

DOUBTFUL:

NONE

QUESTIONABLE:

DB - Mitchell Bell (knee)
 OL - Jacoby Hammon (concussion)

PROBABLE:

TE - Andrew Rogers (wrists)
 DL - Charles Johnson (knee)

WCU VS. NATIONALLY RANKED FCS OPPONENTS

- SINCE 1983 -

DATE	OPPONENT	RESULT	SCORE
Oct. 15, 1983	at #5 Furman.....	T	17 17
Nov. 26, 1983	#12 Colgate ¹	W	24 23
Dec. 3, 1983	at #3 Holy Cross ¹	W	28 21
Dec. 10, 1983	at #2 Furman ¹	W	14 7
Dec. 17, 1983*	vs. #1 Southern Illinois ²	L	43 7
Oct. 27, 1984	at #12 Furman.....	W	20 19
Oct. 5, 1985	at #3 Marshall.....	T	10 10
Sept. 19, 1987	#10 Furman.....	W	20 14
Oct. 24, 1987	#20 Georgia Southern.....	L	16 37
Nov. 14, 1987	at #20 Marshall.....	L	16 47
Nov. 21, 1987	#2 Appalachian State.....	L	13 33
Oct. 22, 1988	#15 Eastern Kentucky.....	L	14 32
Oct. 29, 1988	at #10 Furman.....	L	0 31
Nov. 5, 1988	at #16 Appalachian State.....	L	21 42
Nov. 12, 1988	#6 Marshall.....	L	6 52
Sept. 2, 1989	at #4 Eastern Kentucky.....	L	13 31
Oct. 7, 1989	vs. #7 The Citadel ³	T	22 22
Oct. 28, 1989	#3 Furman.....	L	3 17
Nov. 18, 1989	#7 Appalachian State.....	L	7 31
Oct. 6, 1990	#18 The Citadel.....	L	10 21
Oct. 27, 1990	at #8 Furman.....	L	9 42
Sept. 28, 1991	#3 Furman.....	L	14 42
Oct. 12, 1991	at #6 Georgia Southern.....	L	6 44
Nov. 2, 1991	at #19 Marshall.....	L	24 27
Nov. 16, 1991	at #18 Appalachian State.....	L	12 14
Oct. 24, 1992	#6 The Citadel.....	L	31 36
Oct. 31, 1992	#2 Marshall.....	W	38 30
Oct. 2, 1993	#23 Furman.....	W	23 20
Oct. 9, 1993	at #8 Georgia Southern.....	L	18 19
Nov. 20, 1993	at #9 Marshall.....	L	16 20
Oct. 15, 1994	at #1 Marshall.....	L	14 38
Nov. 12, 1994	#12 Appalachian State.....	L	7 12
Oct. 7, 1995	at #13 Georgia Southern.....	L	0 42
Oct. 14, 1995	#3 Marshall.....	L	3 42
Nov. 11, 1995	at #2 Appalachian State.....	L	3 28
Oct. 5, 1996	at #15 Furman.....	L	30 45
Oct. 19, 1996	at #1 Marshall.....	L	21 56
Sept. 27, 1997	at #14 East Tenn. State.....	L	18 28
Oct. 4, 1997	#18 Furman.....	W	17 16
Oct. 11, 1997	at #11 Georgia Southern.....	L	7 30
Nov. 15, 1997	at #15 Appalachian State.....	L	7 13
Oct. 10, 1998	#2 Georgia Southern.....	L	21 28
Nov. 21, 1998	#2 Appalachian State.....	W	23 6
Sept. 25, 1999	at #25 East Tenn. State.....	L	10 31
Oct. 9, 1999	at #1 Georgia Southern.....	L	7 70
Nov. 13, 1999	at #5 Appalachian State.....	L	10 34
Sept. 30, 2000	at #6 Furman.....	L	14 38
Oct. 7, 2000	#1 Georgia Southern.....	L	24 42
Nov. 11, 2000	#13 Appalachian State.....	L	28 35
Sept. 29, 2001	#4 Furman.....	L	13 31
Oct. 6, 2001	at #1 Georgia Southern.....	L	14 50
Nov. 10, 2001	at #11 Appalachian State.....	L	24 34
Oct. 5, 2002	at #5 Furman.....	L	23 24
Oct. 12, 2002	#16 Georgia Southern.....	L	24 41
Nov. 16, 2002	#8 Appalachian State.....	L	14 24
Oct. 4, 2003	#6 Furman.....	L	13 19
Oct. 11, 2003	at #11 Georgia Southern.....	L	25 31
Oct. 18, 2003	#8 Wofford.....	L	6 38
Oct. 2, 2004	at #2 Furman.....	L	10 31
Oct. 9, 2004	#3 Georgia Southern.....	L	16 38
Oct. 16, 2004	at #6 Wofford.....	L	12 15
Sept. 10, 2005	#2 Furman.....	W	41 21
Oct. 8, 2005	at #21 Georgia Southern.....	L	7 45
Nov. 12, 2005	at #7 Appalachian State.....	L	7 35
Sept. 16, 2006	#19 Eastern Kentucky.....	W	20 17
Sept. 23, 2006	at #3 Furman.....	L	7 42
Sept. 30, 2006	#25 Georgia Southern.....	L	14 24
Nov. 11, 2006	#1 Appalachian State.....	L	9 31
Oct. 25, 2007	#11 Wofford.....	L	44 47

DATE	OPPONENT	RESULT	SCORE
Nov. 10, 2007	at #7 Appalachian State.....	L	35 79
Sept. 13, 2008	#25 Liberty.....	L	16 19
Sept. 27, 2008	at #24 The Citadel.....	L	14 34
Oct. 11, 2008	at #21 Furman.....	L	21 28
Oct. 18, 2008	at #6 Wofford.....	L	14 42
Nov. 8, 2008	at #11 Elon.....	L	14 33
Nov. 22, 2008	#2 Appalachian State.....	L	10 35
Nov. 7, 2009	#6 Elon.....	L	17 42
Nov. 21, 2009	at #6 Appalachian State.....	L	14 19
Oct. 16, 2010	at #14 Wofford.....	L	14 45
Oct. 23, 2010	#1 Appalachian State.....	L	14 37

OVERALL RECORD (since 1983):..... 11 - 66 - 3

HOME VS. FCS RANKED TEAMS:..... 8 - 27 - 0

Last Win: Sept. 16, 2006 (3 years) - 20-17 over #19 Eastern Kentucky

AWAY VS. FCS RANKED TEAMS:..... 3 - 38 - 2

Last Win: Oct. 27, 1984 (25 years) - 20-19 over #12 Furman

NEUTRAL VS. FCS RANKED TEAMS:..... 0 - 1 - 1

¹ - NCAA I-AA (FCS) National Playoffs

² - NCAA I-AA (FCS) National Championship; Charleston, S.C.

³ - Game played at South Carolina's Williams-Bryce Stadium, Columbia, S.C. due to damage in Charleston from Hurricane Hugo

RECORD AGAINST FCS NATIONAL RANKING:

No. 1.....	0-8-0	No. 14.....	0-2-0
No. 2.....	4-5-0	No. 15.....	0-3-0
No. 3.....	1-5-1	No. 16.....	0-2-0
No. 4.....	0-2-0	No. 17.....	0-0-0
No. 5.....	0-2-1	No. 18.....	1-3-0
No. 6.....	0-9-0	No. 19.....	1-1-0
No. 7.....	0-3-1	No. 20.....	0-2-0
No. 8.....	0-4-0	No. 21.....	0-2-0
No. 9.....	0-1-0	No. 22.....	0-0-0
No. 10.....	1-1-0	No. 23.....	1-0-0
No. 11.....	0-5-0	No. 24.....	0-1-0
No. 12.....	2-1-0	No. 25.....	0-3-0
No. 13.....	0-2-0		

vs. NATIONALLY RANKED FBS TEAMS

Nov. 18, 2006	at #3 Florida.....	L	0	62
Sept. 15, 2007	at #23 Georgia.....	L	16	45

vs. NCAA FBS TEAMS SINCE 2000

YEAR	OPPONENT	STADIUM	CAPACITY	ATTENDANCE	RESULT
2010	at NC State	Carter-Finley	57,583	56,417	L, 48-7
2009	at Vanderbilt	Vanderbilt	39,773	36,350	L, 45-0
2008	at Florida State	Doak Campbell	82,300	73,024	L, 69-0
2007	at Georgia	Sanford	92,138	92,138	L, 45-16
2007	at Alabama	Bryant-Denny	90,233	90,233	L, 52-6
2006	at Florida	Ben Hill Griffen	90,233	90,233	L, 62-0
2005	at Cincinnati	Nipert	35,000	22,637	L, 7-3
2004	at Alabama	Bryant-Denny	83,818	77,306	L, 52-0
2003	at NC State	Carter-Finley	53,800	53,800	L, 59-20
2003	at Duke	Wallace Wade	33,941	18,800	L, 29-3
2002	at Auburn	Jordan-Hare	86,063	80,067	L, 56-0
2001	at Louisville	Papa John's	42,000	35,214	L, 31-7
2000	at LSU	Tiger	91,600	87,188	L, 58-0

GAME-BY-GAME TEAM CAPTAINS

AT NORTH CAROLINA STATE (SEPT. 4):

.....#12 Zack Jaynes, #20 Nate Harris, #58 Zak Warner, #93 Charles Johnson

TUSCULUM (SEPT. 11):

.....#20 Nate Harris; #58 Zak Warner; #93 Charles Johnson; #96 C.J. Johnson

AT GARDNER-WEBB (SEPT. 18):

.....#20 Nate Harris; #58 Zak Warner; #93 Charles Johnson

CHATTANOOGA (SEPT. 25):

.....#20 Nate Harris; #58 Zak Warner; #80 Marquel Pittman; #93 Charles Johnson

AT THE CITADEL (OCT. 2):

.....#20 Nate Harris; #40 Brandon Vaught; #58 Zak Warner; #93 Charles Johnson

SAMFORD (OCT. 9):

.....#20 Nate Harris; #27 Adam Hearn; #58 Zak Warner; #93 Charles Johnson

AT WOFFORD (OCT. 16):

.....#18 Mitchell Bell; #20 Nate Harris; #58 Zak Warner; #93 Charles Johnson

APPALACHIAN STATE (OCT. 23):

.....#20 Nate Harris; #58 Zak Warner; #93 Charles Johnson - joined by 2010 seniors

AT FURMAN (NOV. 6):

.....#20 Nate Harris; #58 Zak Warner; #93 Charles Johnson - joined by 2010 seniors

GEORGIA SOUTHERN (NOV. 13):

.....#20 Nate Harris; #58 Zak Warner; #93 Charles Johnson

AT ELON (NOV. 20):

.....

Record by Uniform Under Wagner

Opponent	Jersey Color	Pant Color	Outcome	Record
Shorter	Purple	Purple	WIN	
at Florida State	White	Purple	Loss	
Liberty	Purple	Gold	Loss	
at Presbyterian	White	White	WIN	
at The Citadel *	White	Gold	Loss	
Samford *	Purple	Purple	Loss	
at Furman *	White	Gold	Loss	
at Wofford *	White	White	Loss	
Georgia Southern *	Purple	Gold	Loss	
Chattanooga *	Purple	Purple	WIN	
at Elon *	White	White	Loss	
Appalachian State *	Purple	Purple	Loss	
at Vanderbilt	White	White	Loss	W/W = 1-3
Gardner-Webb	Purple	Purple	Loss	
at Georgia Southern *	White	Purple	Loss	
Furman *	Purple	Gold	Loss	
at Samford *	White	Gold	Loss	
The Citadel *	Purple	Gold	WIN	
Wofford *	Purple	Purple	Loss	
at Chattanooga *	White	Gold	Loss	
Elon *	Purple	Purple	Loss	
at Eastern Kentucky	White	Gold	WIN	
at Appalachian State *	White	Gold	Loss	
at N.C. State	White	Gold	Loss	
Tusculum	Purple	Purple	Loss	
at Gardner-Webb	White	Purple	WIN	
Chattanooga *	Purple	Gold	Loss	
at The Citadel *	White	Purple	WIN	
Samford *	Purple	Gold	Loss	P/G = 1-5
at Wofford *	White	Purple	Loss	W/P = 2-3
Appalachian State *	Purple	Purple	Loss	
at Furman *	White	Gold	Loss	W/G = 1-7
Georgia Southern *	Purple	Purple	Loss	P/P = 2-8
at Elon *				

THE LAST TIME IT HAPPENED . . .

RETURNED A PUNT FOR A TD:

WCU: Angelo Brown at Chattanooga, Oct. 13, 2007 (27 yds)
Opp: Tony Carter of Florida State, Sept. 6, 2008 (68 yards)

RETURNED A KICKOFF FOR A TD:

WCU: Mike Malone vs. Furman, Nov. 7, 2007 (71 yds)
Opp: Terrance Wilson of Lenoir-Rhyne, Sept. 9, 2000 (80 yards)

RETURNED AN INTERCEPTION FOR A TD:

WCU: Adam Hearn at Gardner-Webb, Sept. 18, 2010 (22 yds)
Opp: Jamael Lett of Samford, Oct. 9, 2010 (59 yards)

SCORED ON A FUMBLE RECOVERY:

WCU: Randy Pressley at Wofford (51 yds) - Oct. 16, 2010
Opp: vs. Tusculum; Justin Arrington (90 yds) and Jason Muehling (60 yds) - Sept. 11, 2010

RECORDED A SAFETY:

WCU: TEAM vs. Appalachian State, Nov. 11, 2006
Opp: TEAM vs. Appalachian State, Nov. 21, 2009

BLOCKED A PUNT:

WCU: Trey Selby, vs. Chattanooga, Nov. 1, 2008
Opp: Billy Pooser of Tusculum, Sept. 11, 2010

BLOCKED A FIELD GOAL ATTEMPT:

WCU: Angelo Brown, vs. Samford, Oct. 9, 2010
Opp: Roderick Tinsley of Georgia Southern, Nov. 13, 2010

HAD A 100-YARD RUSHER:

WCU: Michael Johnson (117) vs. Samford, Oct. 9, 2010
Opp: THREE at Wofford (Allen, Breitenstein, Johnson) - Oct. 16, 2010

HAD A 100-YARD RECEIVER:

WCU: Deja Alexander - 4 catches for 106 yards at Furman - Nov. 6, 2010
Opp: Terrell Hudgins, Elon - 7 catches for 120 yards - Nov. 8, 2008

TEAMMATES RUSHED FOR 100 YARDS IN THE SAME GAME:

WCU: Tracy Biggs (150 yds) & Terrence Stokes (139 yds)
..... vs. Appalachian State, Nov. 16, 1996
Opp: Mitch Allen (178 yds) Eric Breitenstein (149) & Donovan Johnson (123 yds)
..... of Wofford, Oct. 16, 2010

TEAMMATES HAD 100 RECEIVING YARDS IN THE SAME GAME:

WCU: Jacoby Mitchell (116 yds) & Josh Cockrell (110 yds)
..... vs. Tusculum, Sept. 11, 2010
Opp: Pedro Garcia (119 yds) & Sean Mizzer (104 yds)
..... of VMI, Nov. 2, 2002

TEAMMATES HAD 100 YDS RUSH AND RECEIVING IN THE SAME GAME:

WCU: Quan Warley (202 rush yards) & Marquel Pittman (106 rec yards)
..... at Presbyterian, Sept. 20, 2008
Opp: Asheton Jordan (110 rush yards) & Andre Roberts (135 rec yards)
..... of The Citadel, Sept. 24, 2008

THREW AT LEAST FOUR TOUCHDOWN PASSES:

WCU: Zac Brindise vs. Tusculum, Sept. 11, 2010
Opp: Bo Cordell of Tusculum, Sept. 11, 2010

PLAYER SCORED AT LEAST FOUR TOUCHDOWNS:

WCU: Brad Hoover vs. VMI, Oct. 31, 1998 (5 TDs)
Opp: Brandon Newsome of Elon, Nov. 7, 2009 (4 rushing TDs)

PLAYER KICKED AT LEAST FOUR FIELD GOALS:

WCU: Chris Vought vs. Liberty, Aug. 31, 2002 (4 FGs)
Opp: Craig Camay of Chattanooga, Oct. 31, 2009 (4 FGs)

TEAM SCORED AT LEAST 50 POINTS:

WCU: 77 vs. West Virginia State, Sept. 2, 2004
Opp: 54 vs. Tusculum, Sept. 11, 2010

TEAM SCORED AT LEAST 30 POINTS IN A HALF:

WCU: 41 vs. Wofford (2nd), Oct. 25, 2007
Opp: 35 by Georgia Southern (2nd), Oct. 25, 2008

TEAM SCORED AT LEAST 25 POINTS IN A QUARTER:

WCU: 29 vs. West Virginia State (2nd), Sept. 2, 2004
Opp: 28 by Georgia Southern (4th), Oct. 35, 2008

TEAM WAS SHUTOUT:

WCU: by Vanderbilt, (45-0) Sept. 5, 2009
Opp: Shorter, (35-0) Aug. 28, 2008

WCU CAREER INDIVIDUAL GAME-BY-GAME STATISTICS

- CAREER RUSHING STATS -

#3 DEJA ALEXANDER.....WR

2010	No	Gain	Loss	Net	TD	Lg	Avg
Game							
at Furman	1	5	0	5	0	5	5.0
SEASON	1	5	0	5	0	5	5.0

#5 MICHAEL JOHNSON.....RB

2009	No	Gain	Loss	Net	TD	Lg	Avg
Game							
at Vanderbilt	13	48	2	46	0	19	3.5
Gardner-Webb	10	30	2	28	0	14	2.8
at Georgia Southern	5	4	5	-1	0	2	-0.2
Furman	1	4	0	4	0	4	4.0
at Samford	8	22	0	22	0	14	2.8
The Citadel	21	94	2	92	0	26	4.4
Wofford	16	59	2	57	2	13	3.6
at Chattanooga	20	69	3	66	1	14	3.3
Elon	16	121	5	116	0	31	7.2
at Eastern Kentucky	16	40	7	33	0	11	2.1
at Appalachian State	24	105	0	105	1	37	4.4
SEASON	150	596	28	568	4	37	3.8

2010	No	Gain	Loss	Net	TD	Lg	Avg
Game							
at NC State	16	78	1	77	0	20	4.8
Tusculum	6	47	2	45	0	30	7.5
at Gardner-Webb	12	86	0	86	1	60	7.2
Chattanooga	10	26	2	24	0	6	2.4
at The Citadel	11	33	0	33	0	7	3.0
Samford	14	122	5	117	0	41	8.4
at Wofford	20	77	8	69	1	21	3.5
Appalachian State	22	58	20	38	1	12	1.7
at Furman	13	42	4	38	1	11	2.9
Georgia Southern	15	71	23	48	0	44	3.2
SEASON	139	640	65	575	4	60	4.1
CAREER	289	1236	93	1143	8	60	4.0

#12 ZACK JAYNES.....QB

2008	No	Gain	Loss	Net	TD	Lg	Avg
Game							
Shorter	1	0	0	0	0	0	0.0
at The Citadel	2	9	0	9	0	6	4.5
Samford	7	32	27	5	0	16	0.7
at Furman	9	55	19	36	1	16	4.0
at Wofford	13	68	24	44	0	15	3.4
Georgia Southern	12	40	50	-10	0	21	-0.8
Chattanooga	11	71	9	62	0	27	5.6
at Elon	17	48	25	23	0	9	1.4
Appalachian State	10	11	32	-21	1	6	-2.1
SEASON	72	334	186	148	2	27	2.1

2009	No	Gain	Loss	Net	TD	Lg	Avg
Game							
at Vanderbilt	7	7	24	-17	0	5	-2.4
Gardner-Webb	8	21	25	-4	0	9	-0.5
at Georgia Southern	6	6	18	-12	0	3	-2.0
Furman	5	17	8	9	0	9	1.8
at Samford	12	41	21	20	0	10	1.7
The Citadel	4	1	13	-12	0	1	-3.0
Wofford	6	39	4	35	0	11	5.8
at Chattanooga	4	16	16	0	0	15	0.0
Elon	6	16	48	-32	0	16	-5.3
at Eastern Kentucky	5	39	13	26	0	30	5.2
at Appalachian State	6	0	50	-50	0	0	-8.3
SEASON	69	203	240	-37	0	15	-0.5

2010	No	Gain	Loss	Net	TD	Lg	Avg
Game							
at NC State	5	16	12	4	0	9	0.8
Tusculum	3	0	3	-3	0	0	-1.0
SEASON	8	16	15	1	0	9	0.8
CAREER	149	553	441	112	2	27	0.8

#13 GEORGE RICHARDSON... WR

2009	No	Gain	Loss	Net	TD	Lg	Avg
Game							
Gardner-Webb	5	24	5	19	0	9	3.8
The Citadel	1	10	0	10	0	10	10.0
Wofford	3	30	0	30	0	21	10.0
Elon	1	1	0	1	0	1	1.0
at Eastern Kentucky	3	19	0	19	0	11	6.3
at Appalachian State	1	15	0	15	0	15	15.0
SEASON	14	99	5	94	0	21	5.7

2010	No	Gain	Loss	Net	TD	Lg	Avg
Game							
SEASON	14	99	5	94	0	21	5.7
CAREER	14	99	5	94	0	21	5.7

#14 JOSH COCKRELL.....WR

2010	No	Gain	Loss	Net	TD	Lg	Avg
Game							
at Gardner-Webb	1	2	0	2	0	2	2.0
Samford	2	14	0	14	0	12	7.0
Appalachian State	1	1	0	1	0	1	1.0
at Furman	1	0	1	-1	0	0	0
SEASON	5	17	1	16	0	12	3.2

#15 ZAC BRINDISE.....QB

2010	No	Gain	Loss	Net	TD	Lg	Avg
Game							
at NC State	5	7	13	-6	0	5	-1.2
Tusculum	7	25	26	-1	0	12	-0.1
at Gardner-Webb	4	7	20	-13	0	5	-3.2
Chattanooga	6	7	10	-3	0	4	-0.5
Samford	4	19	11	8	0	9	2.0
at Wofford	7	21	8	13	0	13	1.9
Appalachian State	11	38	25	13	0	11	1.2
at Furman	9	51	8	43	0	16	4.8
Georgia Southern	7	15	46	-31	0	7	-4.4
SEASON	54	183	157	26	0	16	0.5

#19 BRANDON PECHLOFF.....QB

2010	No	Gain	Loss	Net	TD	Lg	Avg
Game							
Chattanooga	4	21	2	19	0	8	4.8
at The Citadel	3	8	9	-1	0	5	-0.3
Samford	6	21	17	4	0	8	0.7
at Wofford	4	6	22	-16	0	6	-4.0
SEASON	17	56	50	6	0	8	0.4

#20 NATE HARRIS.....RB

2009	No	Gain	Loss	Net	TD	Lg	Avg
Game							
Gardner-Webb	1	0	0	0	0	0	0.0
at Georgia Southern	1	1	0	1	0	1	1.0
Furman	13	67	0	67	1	20	5.2
Elon	2	9	0	9	0	9	4.5
at Eastern Kentucky	3	9	0	9	0	5	3.0
SEASON	20	86	0	86	1	20	4.3

2010

Game	No	Gain	Loss	Net	TD	Lg	Avg
at NC State	5	12	1	11	0	4	2.2
Tusculum	8	43	0	43	0	11	5.4
at Gardner-Webb	6	25	2	23	0	15	3.8
Chattanooga	3	16	0	16	0	7	5.3
at The Citadel	12	77	2	75	0	33	6.2
Samford	7	23	4	19	0	8	2.7
at Wofford	6	48	0	48	0	13	8.0
Appalachian State	8	34	0	34	0	8	4.2
at Furman	6	40	0	40	1	9	6.7
Georgia Southern	6	18	3	15	0	5	2.5
SEASON	67	336	12	324	1	33	4.8
CAREER	87	422	9	413	2	33	4.7

#26 MARSHAUN EDWARDS ...RB

2010	No	Gain	Loss	Net	TD	Lg	Avg
Game							
at The Citadel	2	3	0	3	0	2	1.5
SEASON	2	3	0	3	0	2	1.5

#27 ADAM HEARNSDB

2007 - as a QB

Game	No	Gain	Loss	Net	TD	Lg	Avg
at Alabama	4	24	0	24	0	19	6.0
at Eastern Kentucky	4	33	0	33	0	9	3.7
at Georgia	5	18	0	18	0	8	3.6
Presbyterian	1	0	0	0	0	0	0
at Georgia Southern	10	64	38	26	0	23	2.6
Elon	16	105	32	73	1	30	4.6
at Chattanooga	14	34	61	-27	0	10	-1.9
The Citadel	6	14	30	-16	1	8	-2.7
Wofford	10	54	1	53	0	14	5.3
at Appalachian State	4	16	0	16	1	8	4.0
Furman	8	67	30	37	1	38	4.6
SEASON	87	429	192	237	4	38	4.3

2008 - as a QB/WR

Game	No	Gain	Loss	Net	TD	Lg	Avg
Shorter	7	44	10	34	1	16	4.9
at Florida State	6	14	23	-9	0	14	-1.5
Liberty	2	5	2	3	0	5	2.5
at The Citadel	2	7	0	7	0	4	3.5
Chattanooga	1	8	0	8	0	8	8.0
Appalachian State	1	0	2	-2	0	0	-2.0
SEASON	19	78	37	41	1	20	4.3

2009

DID NOT PARTICIPATE IN FOOTBALL AT WCU

2010

Game	No	Gain	Loss	Net	TD	Lg	Avg
at The Citadel	2	9	0	9	1	5	4.5
Samford	3	3	1	2	0	3	0.7
SEASON	5	12	1	11	1	5	2.2
CAREER	111	519	230	289	6	38	2.6

#81 SIDNEY RHODES..... WR

2010

Game	No	Gain	Loss	Net	TD	Lg	Avg
------	----	------	------	-----	----	----	-----

WCU CAREER INDIVIDUAL GAME-BY-GAME STATISTICS

- CAREER RECEIVING STATS -

#2 DRE THOMAS WR

2008	Game	No	Yds	TD	Long
at The Citadel.....	1	6	0	6	6
Samford.....	3	21	0	13	13
at Furman.....	4	50	1	20	20
Georgia Southern.....	1	40	1	40	40
Chattanooga.....	3	44	2	21	21
at Elon.....	5	81	1	42	42
Appalachian State.....	2	26	0	14	14
SEASON.....	19	268	5	42	42

2009	Game	No	Yds	TD	Long
at Vanderbilt.....	1	2	0	2	2
Gardner-Webb.....	1	7	0	7	7
at Georgia Southern.....	1	12	0	12	12
at Samford.....	1	11	0	11	11
SEASON.....	4	33	0	12	12

2010	Game	No	Yds	TD	Long
at NC State.....	1	3	0	3	3
SEASON.....	1	3	0	3	3
CAREER.....	24	303	5	42	42

#3 DEJA ALEXANDER..... WR

2010	Game	No	Yds	TD	Long
at NC State.....	2	35	1	23	23
Tusculum.....	5	86	1	30	30
at The Citadel.....	2	14	0	14	14
Samford.....	3	24	0	10	10
at Wofford.....	1	19	0	19	19
Appalachian State.....	9	151	0	50	50
at Furman.....	4	106	0	41	41
Georgia Southern.....	2	44	0	32	32
SEASON.....	28	479	2	50	50

#4 JACOBY MITCHELL..... WR

2009	Game	No	Yds	TD	Long
at Vanderbilt.....	2	11	0	11	11
Gardner-Webb.....	1	8	0	8	8
at Georgia Southern.....	1	8	0	8	8
at Samford.....	1	17	0	17	17
Wofford.....	3	26	0	13	13
at Chattanooga.....	4	31	0	14	14
Elon.....	1	5	0	5	5
at Eastern Kentucky.....	4	32	0	15	15
at Appalachian State.....	2	12	0	9	9
SEASON.....	19	150	0	17	17

2010	Game	No	Yds	TD	Long
at NC State.....	2	21	0	11	11
Tusculum.....	8	116	1	24	24
at Gardner-Webb.....	2	16	0	8	8
Chattanooga.....	3	35	2	32	32
at The Citadel.....	3	43	1	28	28
Samford.....	2	33	1	25	25
at Wofford.....	3	13	0	15	15
Appalachian State.....	2	14	0	8	8
at Furman.....	1	12	0	12	12
Georgia Southern.....	8	79	0	25	25
SEASON.....	34	382	5	32	32
CAREER.....	53	532	5	32	32

#5 MICHAEL JOHNSON..... RB

2009	Game	No	Yds	TD	Long
at Vanderbilt.....	3	15	0	6	6
at Georgia Southern.....	3	26	0	11	11
at Samford.....	2	9	0	8	8
The Citadel.....	1	6	0	6	6
Wofford.....	1	4	0	4	4
at Chattanooga.....	3	3	0	5	5
Elon.....	4	31	0	14	14
at Eastern Kentucky.....	6	38	0	12	12
at Appalachian State.....	1	0	0	0	0
SEASON.....	24	132	0	14	14

2010	Game	No	Yds	TD	Long
Chattanooga.....	2	8	0	9	9
Samford.....	2	12	0	10	10
Appalachian State.....	1	-3	0	0	0
at Furman.....	1	22	0	22	22
SEASON.....	6	39	0	22	22
CAREER.....	30	171	0	22	22

#13 GEORGE RICHARDSON... WR

2009	Game	No	Yds	TD	Long
at Vanderbilt.....	1	0	0	0	0
Gardner-Webb.....	3	39	0	16	16
at Georgia Southern.....	1	7	0	7	7
at Samford.....	1	9	0	9	9
The Citadel.....	2	2	0	2	2
Elon.....	1	16	0	16	16
at Eastern Kentucky.....	1	15	0	15	15
SEASON.....	10	88	0	16	16

2010	Game	No	Yds	TD	Long
at NC State.....					
SEASON.....					
CAREER.....	10	88	0	16	16

#14 JOSH COCKRELL..... WR

2007	Game	No	Yds	TD	Long
Shorter.....	4	24	1	10	10
SEASON.....	4	24	1	10	10

DID NOT SEE ANY GAME ACTION - REDSHIRT

2008	Game	No	Yds	TD	Long
at Vanderbilt.....	1	7	0	7	7
Gardner-Webb.....	3	65	0	54	54
at Eastern Kentucky.....	1	10	0	10	10
SEASON.....	5	82	0	54	54

2010	Game	No	Yds	TD	Long
Tusculum.....	4	110	1	47	47
at Gardner-Webb.....	2	6	0	3	3
Chattanooga.....	4	20	0	13	13
at The Citadel.....	1	20	0	20	20
at Wofford.....	3	25	0	15	15
Appalachian State.....	3	40	0	23	23
Georgia Southern.....	5	50	0	29	29
SEASON.....	22	271	1	47	47
CAREER.....	31	377	2	54	54

#20 NATE HARRIS..... RB

2008 (as a WR)	Game	No	Yds	TD	Long
at The Citadel.....	1	10	1	10	10
at Furman.....	1	18	0	18	18
SEASON.....	2	28	1	1	1

2009	Game	No	Yds	TD	Long
at Vanderbilt.....	1	11	0	11	11
Gardner-Webb.....	1	34	0	34	34
SEASON.....	2	45	0	34	34

2010	Game	No	Yds	TD	Long
Tusculum.....	2	35	0	21	21
Chattanooga.....	2	12	0	4	4
SEASON.....	4	47	0	21	21
CAREER.....	8	120	1	34	34

#80 MARQUEL PITTMAN..... WR

2006
DID NOT SEE ANY GAME ACTION

2007	Game	No	Yds	TD	Long
at Alabama.....	1	1	0	1	1
at Eastern Kentucky.....	2	46	1	36	36
at Georgia.....	3	41	0	22	22
Presbyterian.....	7	107	0	42	42
Elon.....	1	9	0	9	9
at Chattanooga.....	3	50	0	22	22
The Citadel.....	4	68	2	36	36
Wofford.....	6	124	2	36	36
at Appalachian State.....	1	33	0	33	33
Furman.....	1	-3	0	0	0
SEASON.....	29	476	5	42	42

2008	Game	No	Yds	TD	Long
Shorter.....	6	109	1	56	56
at Florida State.....	5	89	0	28	28
Liberty.....	1	78	1	78	78
at Presbyterian.....	7	106	1	39	39
at The Citadel.....	3	16	0	8	8
Samford.....	4	32	0	13	13
at Furman.....	4	59	0	31	31
at Wofford.....	9	84	1	21	21
Appalachian State.....	1	10	0	10	10
SEASON.....	40	583	4	78	78

2009	Game	No	Yds	TD	Long
at Vanderbilt.....	2	20	0	14	14
Gardner-Webb.....	9	113	2	36	36
at Georgia Southern.....	3	93	0	44	44
at Samford.....	5	61	0	17	17
The Citadel.....	4	75	0	39	39
Wofford.....	4	22	0	12	12
at Chattanooga.....	5	35	0	12	12
Elon.....	6	73	1	35	35
at Eastern Kentucky.....	9	109	2	43	43
at Appalachian State.....	2	12	0	7	7
SEASON.....	49	613	5	44	44

2010	Game	No	Yds	TD	Long
at Gardner-Webb.....	7	114	1	78	78
Chattanooga.....	7	90	0	41	41
at The Citadel.....	1	8	1	8	8
Appalachian State.....	1	32	1	32	32
SEASON.....	16	244	3	78	78
WCU CAREER.....	135	1922	17	78	78

WCU CAREER INDIVIDUAL GAME-BY-GAME STATISTICS

- CAREER RECEIVING STATS -

#81 SIDNEY RHODES.....WR

2010	No	Yds	TD	Long
Game				
at NC State	1	6	0	6
Tusculum	1	1	0	1
at The Citadel	1	3	0	3
SEASON	3	10	0	6

#85 ANDREW ROGERS.....TE

2007 (as a FB)	No	Yds	TD	Long
Game				
The Citadel	2	15	1	9
at Appalachian State	1	14	0	14
Furman	1	2	1	2
SEASON	4	31	2	14

2008	No	Yds	TD	Long
Game				
Liberty	1	5	0	5
Samford	4	30	0	13
at Furman	8	40	0	12
at Wofford	5	29	1	10
at Elon	1	7	0	7
SEASON	19	111	1	13

2009
DID NOT SEE ANY GAME ACTION - TOOK A MEDICAL REDSHIRT

2010	No	Yds	TD	Long
Game				
at NC State	2	16	0	11
Tusculum	3	29	0	12
at Gardner-Webb	1	5	0	5
Chattanooga	2	28	0	26
at The Citadel	1	41	0	41
Samford	1	6	0	6
at Wofford	3	43	0	15
Appalachian State	2	27	0	15
at Furman	1	2	0	2
Georgia Southern	2	15	0	9
SEASON	18	212	0	41
CAREER	41	354	3	41

#86 TAYLOR SPANGLER.....TE

2007	No	Yds	TD	Long
DID NOT SEE ANY GAME ACTION				
2008	No	Yds	TD	Long
Game				
Shorter	2	34	0	19
at Presbyterian	1	3	0	3
SEASON	3	37	0	19
CAREER	3	37	0	19

2009
DID NOT SEE ANY GAME ACTION - INJURED

2010	No	Yds	TD	Long
Game				
Samford	1	8	0	8
SEASON	1	8	0	8
CAREER	4	35	0	19

#89 CHRIS EVERETT.....TE

2009	No	Yds	TD	Long
Game				
at Vanderbilt	1	0	0	0
at Georgia Southern	1	44	0	44
The Citadel	1	20	0	20
Wofford	1	6	0	6
at Chattanooga	1	19	1	19
Elon	1	9	1	9
at Eastern Kentucky	1	13	1	13
at Appalachian State	2	41	0	25
SEASON	9	152	3	44

2010	No	Yds	TD	Long
Game				
at NC State	2	22	0	11
Tusculum	3	14	1	11
at The Citadel	1	25	0	25
at Wofford	1	5	0	5
SEASON	7	66	1	25
CAREER	16	218	4	44

WCU CAREER INDIVIDUAL GAME-BY-GAME STATISTICS

- CAREER PASSING STATS -

#12 ZACK JAYNES.....QB

2008	Att Comp	Int	Pct	Yards	TD	Long	Sack - Yds
Shorter	4	3	75.0	22	0	19	0 0
at Florida State	1	0	0.0	0	0	0	0 0
at The Citadel	4	2	50.0	16	1	10	0 0
Samford	33	20	60.6	162	0	15	3 22
at Furman	48	33	68.8	302	2	31	1 8
at Wofford	22	13	59.0	126	1	21	4 24
Georgia Southern	35	13	37.0	144	2	40	5 34
Chattanooga	25	14	56.0	146	3	21	2 8
at Elon	31	24	77.4	182	1	42	7 23
Appalachian State	26	5	19.0	63	0	29	5 29
SEASON	229	127	4	55.5	1163	10	42 27 148

2009	Att Comp	Int	Pct	Yards	TD	Long	Sack - Yds
at Vanderbilt	25	13	52.0	74	0	14	3 23
Gardner-Webb	32	21	65.6	277	2	54	4 24
at Georgia Southern	33	13	39.3	206	0	44	3 18
Furman	26	14	53.8	113	0	22	1 8
at Samford	19	12	63.0	115	0	17	2 21
The Citadel	22	15	68.1	166	0	39	2 13
Wofford	31	16	51.6	159	0	50	0 0
at Chattanooga	28	15	53.6	142	1	46	2 16
Elon	21	15	71.4	140	2	35	4 33
at Eastern Kentucky	34	24	70.6	232	3	43	2 12
at Appalachian State	33	20	61.0	166	1	25	5 49
SEASON	304	178	9	58.6	1790	9	54 28 217

2010	Att Comp	Int	Pct	Yards	TD	Long	Sack - Yds
at North Carolina State	10	4	40.0	57	1	23	2 12
Tusculum	10	4	40.0	92	0	30	1 3
SEASON	20	8	40.0	149	1	30	3 15
CAREER	553	313	13	56.6	3102	20	54 58 380

#10 MATT WABBY.....QB

2010	Att Comp	Int	Pct	Yards	TD	Long	Sack - Yds
at North Carolina State	2	2	100.0	9	0	6	0 0
SEASON	2	2	100.0	9	0	6	0 0

#15 ZAC BRINDISE.....QB

2010	Att Comp	Int	Pct	Yards	TD	Long	Sack - Yds
at North Carolina State	6	4	66.7	37	0	11	2 13
Tusculum	39	23	59.0	304	4	47	3 24
at Gardner-Webb	22	12	54.5	114	1	78	2 17
Chattanooga	14	10	71.4	34	0	11	0 0
Samford	12	5	41.7	48	1	25	1 11
at Wofford	14	8	57.1	64	0	15	1 4
Appalachian State	32	18	56.3	261	1	50	5 25
at Furman	20	10	50.0	157	0	41	0 0
Georgia Southern	33	18	54.5	191	0	32	3 36
SEASON	192	108	8	56.3	1210	7	78 17 130

#19 BRANDON PECHLOFF.....QB

2010	Att Comp	Int	Pct	Yards	TD	Long	Sack - Yds
Chattanooga	21	9	42.9	127	1	41	1 4
at The Citadel	19	10	52.6	154	2	41	1 9
Samford	21	4	39.0	35	0	10	2 11
at Wofford	10	3	30.0	41	0	19	3 22
Appalachian State	1	0	0.0	0	0	0	0 0
SEASON	72	26	7	36.1	357	3	41 7 46

2010 SCORING DRIVES

CATAMOUNT SCORING DRIVES

QTR.	OPP.	SCORING PLAY	PLAYS	YARDS	TOP
1	NCSU	Alexander 23 yd pass from Jaynes	10	87	5:24
2	TUS	Alexander 20 yd pass from Brindise	7	53	0:49
3	TUS	Cockrell 28 yd pass from Brindise	10	67	3:31
4	TUS	Mitchell 10 yd pass from Brindise	7	69	1:20
4	TUS	Everett 11 yd pass from Brindise	4	71	1:21
1	GAWB	Bell 45 yd fumble recovery	-	-	-
2	GAWB	Pittman 78 yd pass from Brindise	3	80	1:01
4	GAWB	Hearns 22 yd interception return	-	-	-
4	GAWB	M. Johnson 60 yd run	1	60	0:11
1	UTC	Mitchell 32 yd pass from Cockrell	1	32	0:07
3	UTC	C.J. Johnson 12 yd fumble recovery	-	-	-
4	UTC	Mitchell 1 yd pass from Pechloff	9	80	1:57
1	CIT	Bostic 40 yd FG	10	57	4:15
1	CIT	Pittman 8 yd pass from Pechloff	3	44	1:52
2	CIT	Mitchell 15 yd pass from Pechloff	4	28	1:31
4	CIT	Hearns 5 yd run	4	70	1:45
4	SAM	Mitchell 25 yd pass from Brindise	2	66	0:39
2	WOF	M. Johnson 1 yd run	6	42	2:47
2	WOF	Pressley 51 yd fumble recovery	-	-	-
2	ASU	Pittman 32 yd pass from Brindise	4	52	1:52
3	ASU	M. Johnson 3 yd run	12	63	6:20
1	FUR	Bostic 21 yd FG	13	76	7:03
2	FUR	M. Johnson 11 yd run	6	72	2:37
2	FUR	Harris 8 yd run	4	65	1:18
1	GSU	Bostic 36 yd FG	5	51	1:58
1	GSU	Bostic 37 yd FG	7	41	1:34

OPPONENT SCORING DRIVES

QTR.	OPP.	SCORING PLAY	PLAYS	YARDS	TOP
1	NCSU	Graham 26 yd pass from Wilson	1	26	0:04
1	NCSU	Graham 25 yd pass from Wilson	11	72	4:22
2	NCSU	Gentry 1 yd pass from Wilson	7	78	2:45
2	NCSU	Bryan 7 yd pass from Wilson	8	59	3:17
2	NCSU	Czajkowski 24-yard FG	10	54	2:34
3	NCSU	Czajkowski 28-yard FG	10	34	4:13
3	NCSU	Greene 2 yd rush	9	61	4:32
3	NCSU	Haynes 1 yd rush	4	38	0:52
1	TUS	Arrington 90 yd fumble recovery	-	-	-
2	TUS	Britt 7 yd pass from Cordell	10	80	1:57
2	TUS	Carter 29 yd pass from Cordell	2	27	0:37
2	TUS	Cordell 1 yd rush	12	92	3:36
3	TUS	Britt 39 yd pass from Cordell	4	55	1:48
3	TUS	Rowlands 45-yard FG	10	36	2:51
3	TUS	Muehling 60 yd fumble recovery	-	-	-
4	TUS	Smith 73 yd pass from Cordell	2	67	1:17
4	TUS	Rowlands 21-yard FG	8	33	3:41
4	GAWB	Sanders 21 yd pass from Rock	8	71	2:25
4	GAWB	Rock 1 yd run	10	60	3:36
1	UTC	Hughes 23 yd pass from Coleman	7	72	2:41
2	UTC	Coleman 1 yd run	4	77	0:46
3	UTC	Hughes 3 yd pass from Coleman	11	83	4:00
4	UTC	Wynn 23 yd run	1	23	0:07
2	CIT	Sellers 37 yd FG	4	3	1:39
3	CIT	Dallas 45 yd run	6	79	2:59
3	CIT	Sellers 36 yd FG	9	34	4:25
1	SAM	Evans 5 yd run	6	27	1:36
2	SAM	Yaw 28 yd FG	12	77	3:13
2	SAM	Evans 4 yd run	2	5	0:31
2	SAM	Rodriguez 75 yd pass from Lowery	3	80	0:53
2	SAM	Lett 59 yd interception return	-	-	-
3	SAM	Evans 7 yd run	10	65	3:13
1	WOF	C. Reed 26-yard FG	7	23	3:11
2	WOF	Breitenstein 1 yd run	9	74	4:18
2	WOF	Allen 9 yd run	7	80	3:34
2	WOF	Bersin 47 yd pass from Kass	2	49	0:36
3	WOF	Breitenstein 34 yd run	3	70	1:12
3	WOF	Allen 31 yd run	7	98	3:28
4	WOF	D. Reed 11 yd pass from Kass	4	70	1:35
4	WOF	C. Reed 31-yard FG	6	72	3:01
1	ASU	Presley 11 yd run	8	44	3:22
1	ASU	Presley 4 yd run	5	22	2:19
1	ASU	Baker 2 yd run	5	26	1:59
2	ASU	Presley 7 yd run	8	91	2:12
3	ASU	Cadet 10 yd run	5	73	1:40
4	ASU	Vitaris 33-yard FG	8	38	2:40
1	FUR	Uhaa 6 yd run	11	66	5:37
2	FUR	Hendrix 18 yd pass from Derrick	9	63	4:44
3	FUR	Uhaa 6 yd run	9	63	3:49
3	FUR	Early 26 yd FG	9	63	3:50
3	FUR	Uhaa 6 yd pass from Derrick	1	6	0:06
1	GSU	Wilcox 2 yd run	9	65	5:03
2	GSU	Shaw 2 yd run	4	78	1:34
3	GSU	Brown 80 yd run	1	80	0:11
4	GSU	Shaw 1 yd run	11	78	6:25

CATAMOUNT CAREER SINGLE-GAME HIGHS

DEJA ALEXANDER

Rec. 9, Appalachian State, '10
 Rec. Yds. 151, Appalachian State, '10
 Longest 50, Appalachian State, '10
 Rec. TD 1, twice
 Punts Returned 2, Tusculum, '10
 Punt Return Yds. 33, Tusculum, '10
 Longest 17, Tusculum, '10

BRETT ALLEN

Tackles 4, Samford, '10

REGGIE AMERICA

Tackles 6, Appalachian State, '10

MITCHELL BELL

Tackles 14, twice - MR - Samford, '10
 Interceptions 1, six times

BLAKE BOSTIC

FGM 3, Presbyterian, '08
 Longest FG 44, Samford, '09
 PAT's 4, twice - MR: at Gardner-Webb, '10
 Punts 1, twice
 Longest Punt 34, Citadel, '09
 Kickoffs 6, twice

ZAC BRINDISE

Pass Attempts 39, Tusculum, '10
 Completions 23, Tusculum, '10
 Passing Yards 304, Tusculum, '10
 Longest 78, at Gardner-Webb, '10
 Passing TDs 4, Tusculum, '10
 Rushes 11, Appalachian State, '10
 Rushing Yards 43, at Furman, '10
 Longest 26, Tusculum, '10

ANGELO BROWN

Tackles 13, at Furman, '10
 Interceptions 1, twice - MR: Ga. Southern, '10

BLAKE CAIN

Punts 13, Appalachian State, '09
 Longest Punt 60, Chattanooga, '10

COURTLAND CARSON

Tackles 10, Ga. Southern, '10

JOSH COCKRELL

Rec. 5, Ga. Southern, '10
 Rec. Yds. 110, Tusculum, '10
 Longest 54, Gardner-Webb, '09
 Rec. TD 1, twice
 100+ Rec. Yds. 1, Tusculum, '10
 Kickoff returns 3, Tusculum, '10
 Kickoff Yds. 80, Tusculum, '10
 Longest 32, Tusculum, '10
 TD Passes 1, Chattanooga, '10

CHRIS EVERETT

Tackles 11, Georgia Southern, '10
 TFL 1.5, Georgia Southern, '08
 Rec. 3, Tusculum, '10
 Rec. Yds. 44, Georgia Southern, '09
 Rec. TD 1, four times

NATE HARRIS

Rushes 13, Furman, '09
 Rushing Yds. 75, at The Citadel, '10
 Rec. 3, Furman, '09
 Rec. Yds. 34, Gardner-Webb, '09
 Kickoff Returns 8, at Wofford, '10
 Kickoff Yds. 192, at Wofford, '10
 Longest 42, Tusculum, '10

ADAM HEARNS

Tackles 12, at The Citadel, '10
 TFL 3, at The Citadel, '10
 Interceptions 1, at Gardner-Webb, '10

BRIAN JOHNSON

Tackles 6, Samford, '10
 TFL 1, Tusculum, '10

CHARLES JOHNSON

Tackles 7, four times - MR - at Furman, '10
 TFL 2.5, Tusculum, '10

C.J. JOHNSON

Tackles 5, twice - MR: Ga. Southern, '10

ROLAND JOHNSON

Tackles 6, at The Citadel, '10
 Sacks 1.5, at The Citadel, '10

MICHAEL JOHNSON

Rushes 24, Appalachian State, '09
 Rushing Yds. 117, Samford, '10
 Rushing TDs 2, Wofford, '09
 Rec. 6, Eastern Kentucky, '09
 Rec. Yds. 39, Eastern Kentucky, '09

ELIJER MARTINEZ

Tackles 4, Chattanooga, '10

JARON McNEILL

Tackles 5, at Gardner-Webb, '10

TOREZ JONES

Tackles 12, at Gardner-Webb, '10
 Interceptions (Gm) 4, at Gardner-Webb, '10
 Forced Fumble 1, N.C. State, '10
 Fumble Recovery 1, Chattanooga, '10

JACOBY MITCHELL

Rec. 8, twice - MR: Ga. Southern, '10
 Rec. Yds. 116, Tusculum, '10
 Longest 24, Tusculum, '10
 Rec. TD 2, Chattanooga, '10
 100+ Rec. Yds. 1, Tusculum, '10

MARQUEL PITTMAN

Rec. 9, three times
 Rec. Yds. 124, Wofford, '07
 Longest 78, twice - MR: at Gardner-Webb, '10
 100+ Rec. Yds. 7 times
 Rec. TD 2, three times

RANDY PRESSLEY

Tackles 9, Tusculum, '10
 TFL 2.5, Samford, '10
 Sack 1, Samford, '10
 FR 1, at Wofford, '10
 TD FR 51 yds, at Wofford, '10

GEORGE RICHARDSON

Rec. 3, twice
 Rec. Yds. 39, Gardner-Webb, '09
 Kick returns 6, three times
 KR game high 144, Furman, '09

SIDNEY RHODES

Rec. 1, three times - MR - at The Citadel, '10
 Rec. Yds. 6, N.C. State, '10
 Longest 6, N.C. State
 Rush 2, twice - MR: Ga. Southern, '10
 Longest 22, Ga. Southern, '10
 Kickoff yards 48, Tusculum, '10
 Longest 27, Tusculum, '10

BEVANS ROBBS

Tackles 4, Samford, '09
 TFL 0.5, Samford, '09

ANDREW ROGERS

Rec. 8, Furman, '08
 Rec. Yds. 43, at Wofford, '10

TREY SELBY

Tackles 7, at The Citadel, '10
 TFL 3, Tusculum, '10
 Forced Fumbles 1, at Gardner-Webb, '10

TAYLOR SPANGLER

Rec. 2, Shorter, '08
 Rec. Yds. 34, Shorter, '07
 Longest 19, Shorter, '08

RICKY SCHWARZ

Tackles 11, twice
 TFL 1.5, three times - MR - at Furman, '10

BRANDON VAUGHT

Tackles 13, Chattanooga, '10
 Sack 1.0, at Gardner-Webb, '10
 TFL 1.0, Chattanooga, '10
 Fumbles Forced 1, Chattanooga, '10

WALT WOOLWINE

Tackles 2, Chattanooga, '10

ROCK WILLIAMS

Tackles 14, vs. Samford, '10
 TFL 2.0, Chattanooga, '10

2010 WESTERN CAROLINA GAME RECAPS

GAME ONE • SEPT. 4, 2010 • RALEIGH, N.C.

WESTERN CAROLINA 7
NC STATE..... 48

CARTER-FINLEY STADIUM (56,417)



RALEIGH - Redshirt junior QB Zack Jaynes led the Catamounts on a 10-play, 87-yard opening scoring drive to give Western Carolina an early 7-0 advantage, but a North Carolina State aerial assault led by quarterback Russell Wilson overwhelmed the Catamounts, handing WCU a 48-7 setback at Carter-Finley Stadium in front of an announced crowd of 56,417.

Sophomore RB Michael Johnson opened the Catamounts (0-1) first drive with a 20-yard run to ignite the offense. WCU continued to move the ball down the field on a nine-yard scamper by Jaynes and a 12-yard reception hauled in by redshirt freshman transfer WR Deja Alexander, moving WCU to the Wolfpack (1-0) 46-yard line.

Michael Johnson then gashed the 'Pack defense for a 10-yard gain to the N.C. State 46 yard-line. After failing to convert on third and short, Jaynes connected with Andrew Rogers for a gain of 11 yards to the N.C. State 26-yard line on a crucial fourth and one. The drive culminated with a 23-yard touchdown pass from Jaynes to Alexander, the second time the duo hooked up on the scoring drive.

On the ensuing possession, WCU's defense forced a three and out in the Wolfpack's opening drive, but a muffed punt return and recovery by the kicking team gave N.C. State the ball back on the Catamount 26-yard line. North Carolina State QB Russell Wilson took advantage of the WCU miscue and threw a 26-yard touchdown strike to T.J. Graham on the first play of the drive, tying the game at seven.

Wilson and the N.C. State offense rattled at 24 more points to take a 31-7 advantage into the locker room. Wilson was 16-for-23 for 237 yards and four touchdowns in the first half.

Michael Johnson gained 62 of his game-high 77 yards on the ground in the first half.

N.C. State continued its offensive attack in the second half, scoring 17 points in the third quarter to take a commanding 48-7 lead over the Catamounts. WCU struggled in the third quarter offensively, recording just 14 total yards and one first down.

By design, Jaynes gave way to junior transfer QB Zac Brindise in the third quarter. The South Fort Myers, Fla., native completed his first career pass for the Purple and Gold on an 11-yard pass to tight end Chris Everett with 43 second remaining in the third quarter.

Linebacker Rock Williams registered a game-high 11 tackles, a new career high, to lead the Catamount defense. Williams was one of three WCU defenders to pick up a sack in the contest along with Brown and senior lineman, C.J. Johnson.

Score by Quarters	1	2	3	4	Score	
Western Carolina	7	0	0	0	7	Record: (0-1)
NC State	14	17	17	0	48	Record: (1-0)

Scoring Summary:

1st	09:36	WCU	Deja Alexander 23 yd pass from Zack Jaynes (Blake Bostic kick), 10-87 5:24	WCU 7 - NCST 0
	08:29	NCST	T.J. Graham 26 yd pass from Russell Wilson (J. Czajkowski kick), 1-26 0:04	WCU 7 - NCST 7
	00:24	NCST	T.J. Graham 25 yd pass from Russell Wilson (J. Czajkowski kick), 11-72 4:22	WCU 7 - NCST 14
2nd	11:21	NCST	Taylor Gentry 1 yd pass from Russell Wilson (J. Czajkowski kick), 7-78 2:45	WCU 7 - NCST 21
	05:10	NCST	George Bryan 7 yd pass from Russell Wilson (J. Czajkowski kick), 8-59 3:17	WCU 7 - NCST 28
	00:15	NCST	Josh Czajkowski 24 yd field goal, 10-54 2:34	WCU 7 - NCST 31
3rd	10:36	NCST	Josh Czajkowski 28 yd field goal, 10-34 4:13	WCU 7 - NCST 34
	05:01	NCST	Mustafa Greene 2 yd run (J. Ellis Flint kick), 9-61 4:32	WCU 7 - NCST 41
	02:18	NCST	Dean Haynes 1 yd run (J. Ellis Flint kick), 4-38 0:52	WCU 7 - NCST 48

	WCU	NCST
FIRST DOWNS.....	9	25
RUSHES-YARDS (NET).....	31-86	36-129
PASSING YDS (NET).....	103	351
Passes Att-Comp-Int.....	18-10-0	38-25-0
TOTAL OFFENSE PLAYS-YARDS.....	49-189	74-480
Fumble Returns-Yards.....	0-0	0-0
Punt Returns-Yards.....	1-1	1-9
Kickoff Returns-Yards.....	9-115	2-53
Interception Returns-Yards.....	0-0	0-0
Punts (Number-Avg).....	8-37.1	2-42.0
Fumbles-Lost.....	2-1	1-0
Penalties-Yards.....	7-43	3-15
Possession Time.....	28:40	31:20
Third-Down Conversions.....	5 of 14	9 of 15
Fourth-Down Conversions.....	1 of 1	1 of 2
Red-Zone Scores-Chances.....	0-0	6-7
Sacks By: Number-Yards.....	3-10	4-25

RUSHING: WCU - Michael Johnson 16-77; Nate Harris 5-11; Zack Jaynes 5-4; Zac Brindise 5-minus 6. NCST - Dean Haynes 13-69; Mustafa Greene 10-35; Curtis Underwood 6-28; Travis Leggett 1-1; Russell Wilson 5-0; Daniel Imhoff 1-minus 4.

PASSING: WCU - Zack Jaynes 4-10-0-57; Zac Brindise 4-6-0-37; Matt Wabby 2-2-0-9. NCST - Russell Wilson 21-31-0-306; Mike Glennon 2-5-0-31; Daniel Imhoff 2-2-0-14.

RECEIVING: WCU - Deja Alexander 2-35; Chris Everett 2-22; Jacoby Mitchell 2-21; Andrew Rogers 2-16; Sidney Rhodes 1-6; Dre Thomas 1-3. NCST - T.J. Graham 6-96; Owen Spencer 4-92; George Bryan 3-23; Jarvis Williams 2-37; Steven Howard 2-36; Mustafa Greene 2-22; Darrell Davis 2-16; Mario Carter 1-14; Paul Horst 1-12; Donovan Counts 1-2; Taylor Gentry 1-1.

INTERCEPTIONS: WCU - None. NCST - None.

FUMBLES: WCU - Deja Alexander 1-1; Nate Harris 1-0. NCST - Daniel Imhoff 1-0.


SACKS (UA-A): WCU - C.J. Johnson 1-0; Angelo Brown 1-0; Rock Williams 1-0. NCST - Michael Lemon 1-0; David Akinniyi 1-0; Dwayne Maddox 1-0; Natanu Mageo 1-0.

TACKLES (UA-A): WCU - Rock Williams 8-3; Mitchell Bell 5-3; Brandon Vaught 2-5; Torez Jones 5-0; Angelo Brown 4-1; Roland Johnson 1-4; Jaron McNeill 3-1; Courtland Carson 3-1; Randy Pressley 1-3; Brian Johnson 3-0; Reggie America 1-2; Charles Johnson 1-2; C.J. Johnson 1-2; Brett Allen 1-1; Nathaniel Sedergren 1-0; Nate Harris 1-0; Walt Woolwine 1-1; Elijer Martinez 0-1. NC State-Terrell Manning 2-8; Dwayne Maddox 3-4; Sterling Lucas 3-2; David Akinniyi 2-2; Earl Wolff 1-3; Brandon Bishop 0-4; Michael Lemon 2-1; Jeff Rieskamp 2-1; C.J. Wilson 2-1; Justin Byers 1-2; Natanu Mageo 1-2; Brian Slay 0-3; D.J. Green 2-0; Asante Cureton 1-1; Zach Gentry 1-1; A.J. Ferguson 1-1; Gary Grant 0-2; Dontae Johnson 1-0; Taylor Gentry 1-0; William Beasley 1-0; Zach Powell 1-0; Darryl Cato-Bishop 0-1; David Amerson 0-1; Hans Rice 0-1; Donald Coleman 0-1.

GAME TWO • SEPT. 11, 2010 • CULLOWHEE

TUSCULUM..... 54
WESTERN CAROLINA 30

E.J. WHITMIRE STADIUM / BOB WATERS FIELD (4,471)



Cullowhee, N.C. - Back-up QB Zac Brindise tossed a career-best four touchdown passes to four different receivers on Saturday night, but Western Carolina could neither find offensive consistency nor answer Tusculum's passing attack in dropping its home-opener. Pioneer quarterback Bo Cordell threw for 410 yards and four scores, adding a one-yard sneak for a rushing TD to lead Tusculum to the 54-30 win over the Catamounts at E.J. Whitmire Stadium / Bob Waters Field.

The Pioneers, which entered the game ranked 25th in this week's D2Football.com poll and were receiving votes in the AFCA/Division II ledger, raced out to a 27-0 lead and also rattled off 24-straight points in the second half.

Brindise came on for WCU starter Zack Jaynes midway through the second quarter and orchestrated the Catamounts' first scoring drive inside the two-minute drill just before the half.

Jacoby Mitchell led WCU with a career-best 116 yards on a game-high eight catches including his first career touchdown, while redshirt junior WR Josh Cockrell hauled in four passes for a career-high 110 yards and a TD for the Catamounts in the loss. Redshirt freshman Deja Alexander made five receptions for 86 yards including a score with tight end Chris Everett catching Brindise's final scoring strike and two, two-point conversions for 10 points.

After the two teams traded punts on the first three possessions, Western Carolina appeared poised to put the first points on the new video scoreboard at Whitmire Stadium. Taking over at the Tusculum 34-yard line after a 16-yard punt return by Alexander, Jaynes connected with Mitchell for a 23-yard pass and a two-yard rush by Dion Wilson put the Catamounts at the Pioneer 11 yard line. However, a fumbled snap was scooped up by defensive back Justin Arrington and returned 90 yards to pay-dirt and the 7-0 lead.

All told, WCU failed to produce points on its first eight offensive possessions including six punts, a missed field goal attempt and the first of two fumble recoveries for touchdowns by the Pioneers. Meanwhile, Tusculum got on track after punting on its first four possessions with three-straight offensive touchdowns including a 92-yard scoring drive to take a 27-0 lead just before the half.

Western Carolina (0-2) used two touchdown passes by Brindise, who threw for 304 yards on 23-of-39 passing, to get to 27-14 with 11:18 left in the third quarter. However, on the ensuing possession, Cordell answered with a 39-yard TD to Calvin Britt - his second TD reception of the day - and Jason Muehling scored on a 60-yard fumble return to push the lead to 30 (44-14). The Pioneers were led by Deonte Gist with six catches for 141 yards.

Score by Quarters	1	2	3	4	Score	
Tusculum	7	20	17	10	54	Record: (3-0)
Western Carolina	0	7	7	16	30	Record: (0-1)

Scoring Summary:

1st	09:35	TUS	J. Arrington 90 yd fumble recovery (Rowlands kick)	TUS 7 - WCU 0
2nd	13:31	TUS	Calvin Britt 7 yd pass from Bo Cordell (Rowlands kick), 10-80 1:57	TUS 14 - WCU 0
	11:18	TUS	Rashaad Carter 29 yd pass from Bo Cordell (Rowlands kick), 2-27 0:37	TUS 21 - WCU 0
	04:10	TUS	Bo Cordell 1 yd run (Billy Poozer pass failed), 12-92 3:36	TUS 27 - WCU 0
	00:10	WCU	Deja Alexander 20 yd pass from Zac Brindise (Blake Bostic kick), 7-53 0:49	TUS 27 - WCU 7
3rd	11:18	WCU	Josh Cockrell 28 yd pass from Zac Brindise (Blake Bostic kick), 7-57 3:31	TUS 27 - WCU 14
	09:21	TUS	Calvin Britt 39 yd pass from Bo Cordell (Rowlands kick), 4-55 1:48	TUS 34 - WCU 14
	04:49	TUS	Gareth Rowlands 45 yd field goal, 10-36 2:51	TUS 37 - WCU 14
	01:36	TUS	Jason Muehling 60 yd fumble recovery (Rowlands kick)	TUS 44 - WCU 14
4th	08:50	WCU	Xzavion Smith 73 yd pass from Bo Cordell (Rowlands kick), 2-67 1:17	TUS 51 - WCU 14
	08:25	TUS	Jacoby Mitchell 10 yd pass from Zac Brindise (Everett pass from Brindise), 7-69 1:20	TUS 51 - WCU 22
	04:10	TUS	Gareth Rowlands 21 yd field goal, 8-33 3:41	TUS 54 - WCU 22
	02:43	WCU	Chris Everett 11 yd pass from Zac Brindise (Everett pass from Brindise), 4-71 1:21	TUS 54 - WCU 30

	TUS	WCU
FIRST DOWNS.....	19	27
RUSHES-YARDS (NET).....	24-42	35-82
PASSING YDS (NET).....	410	396
Passes Att-Comp-Int.....	46-25-0	51-27-0
TOTAL OFFENSE PLAYS-YARDS.....	70-452	86-478
Fumble Returns-Yards.....	2-150	0-0
Punt Returns-Yards.....	2-28	2-33
Kickoff Returns-Yards.....	4-79	9-250
Interception Returns-Yards.....	0-0	0-0
Punts (Number-Avg).....	6-30.5	7-34.3
Fumbles-Lost.....	0-0	3-2
Penalties-Yards.....	8-78	4-22
Possession Time.....	27:31	32:29
Third-Down Conversions.....	8 of 16	5 of 17
Fourth-Down Conversions.....	0 of 0	1 of 3
Red-Zone Scores-Chances.....	3-3	3-6
Sacks By: Number-Yards.....	4-27	4-20

RUSHING: TUS - Jeffrey Booker 4-23; Chad Blakely 6-18; Torrey Slaven 2-10; B. Marshall 2-4; Orlando Price 1-4; Zachary Norman 1-1; Bo Cordell 8-minus 18. WCU - Michael Johnson 6-45; Nate Harris 8-43; Zac Brindise 7-minus 1; Dion Wilson 10-minus 1; TEAM 1-minus 1; Zack Jaynes 3-minus 3.

PASSING: TUS - Bo Cordell 25-45-0-410; Torrey Slaven 0-1-0-0. WCU - Zac Brindise 23-39-0-304; Zack Jaynes 4-10-0-92; TEAM 0-2-0-0.

RECEIVING: TUS - Deonte Gist 6-141; Chad Blakely 6-45; Calvin Britt 3-58; Rashaad Carter 3-36; B. Marshall 3-35; M. Rodriguez 3-22; Xzavion Smith 1-73. WCU - Jacoby Mitchell 8-116; Deja Alexander 5-86; Josh Cockrell 4-110; Andrew Rogers 3-29; Chris Everett 3-14; Nate Harris 2-35; Dion Wilson 1-5; Sidney Rhodes 1-1.

INTERCEPTIONS: TUS - None. WCU - None.

FUMBLES: TUS - None. WCU - Dion Wilson 1-0; Zac Brindise 1-1; TEAM 1-1.

SACKS (UA-A): TUS - David Little 1-1; Jason Muehling 1-0; Brian Alexander 0-1; Skylar West 0-1; Wesley Jackson 0-1. WCU - Trey Selby 1-1; Randy Pressley 1-1; Brian Johnson 1-0.

TACKLES (UA-A): TUS - Luke Harris 7-3; Jason Muehling 2-5; Brian Alexander 3-3; Rashaan Harris 4-1; Dillon Wilker 3-2; Lironta Archie 3-2; Kaytron Becton 2-3; Zachary Norman 1-4; John Perry 3-1; Darrion Ashby 3-1; David Little 2-2; Boomer Brown 2-2; Mason Fowler 0-4; Kent Aighe 2-1; Wesley Jackson 0-3; Terrence Smith 0-3; Jonathan Lyons 2-0; J. Arrington 0-2; Joshua Davis 1-0; Fred Jones 1-0; Kris Harris 1-0; Marcus Carroll 1-0; Gareth Rowlands 1-0; J. Jennings 0-1; TJ Jones 0-1; Orlando Price 0-1; Skylar West 0-1. WCU - Randy Pressley 5-4; Angelo Brown 4-4; Rock Williams 2-6; Mitchell Bell 3-4; Ricky Schwarz 0-7; Torez Jones 3-3; Charles Johnson 3-1; Trey Selby 2-2; Brian Johnson 2-1; Brett Allen 2-1; C.J. Johnson 0-3; Jaron McNeill 2-0; Roland Johnson 1-1; Elijer Martinez 1-0; Blake Bostic 1-0; Reggie America 0-1.

2010 WESTERN CAROLINA GAME RECAPS

GAME THREE • SEPT. 18, 2010 • BOILING SPRINGS, N.C.

WESTERN CAROLINA 28
GARDNER-WEBB 14

SPANGLER STADIUM (5,780)



Boiling Springs, N.C. - Western Carolina converted two of its six defensive takeaways into 14 points, while senior Marquel Pittman and Michael Johnson both added offensive scores as the Catamounts rebounded to upend the Gardner-Webb Runnin' Bulldogs, 28-14, at Spangler Stadium.

Junior defensive back Torez Jones intercepted a WCU school-record four passes and finished with a career-high 12 solo tackles including a sack to pace the Catamount defense which endured a combined 94 plays from the Gardner-Webb offense. Jones rewrote the 24-year old record for picks in a single game, erasing a previous four-way tie with three - most recently accomplished by Kenny Peebles against VMI in 1986.

Jones picked off a pass just before halftime that kept the Bulldogs off the board through the first 30 minutes of play. He capped his tremendous performance with a fourth pick coming in the fourth quarter at the WCU 12-yard line ending any thoughts of a home rally.

In addition to Jones' career night, senior Mitchell Bell scored his second career touchdown giving the Catamounts a 7-0 lead it would never relinquish. Late in the first quarter, junior Trey Selby sacked GWU quarterback Chandler Browning, jarring the ball loose for WCU's first takeaway of the season. Bell scooped up the bouncing ball and scampered 45 yards for the score, ending the scoreless deadlock.

Leading 7-0 in the waning moments before halftime, Pittman hauled in an inside screen pass from starting quarterback Zac Brindise. Pittman broke through several would-be tacklers before weaving his way 78 yards to the end zone to give the Catamounts a 14-0 lead at halftime. Pittman caught seven passes for 114 yards, adding 31 yards on punt returns for 145 all-purpose yards lead the Catamount offense.

After a scoreless third quarter, Gardner-Webb capped an eight-play, 71-yard drive with a 21-yard pass from quarterback John Rock to Marquis Sanders to end the shutout at the outset of the fourth quarter and pull the Runnin' Bulldogs to within one score, 14-7.

WCU was forced to punt on its ensuing possession, but the defense again stepped up. Senior Adam Hearn scored his first career interception, jumping an out-route and pranced 22-yards in for the score to make it 21-7 with 12 and a half minutes to play in regulation.

With GWU back within seven, 21-14, Michael Johnson broke open a career-long, 60-yard rush, racing to pay dirt to seal the deal for the Catamounts, which snapped a three-game slide dating back to last season.

Score by Quarters	1	2	3	4	Score	
Western Carolina	7	7	0	14	28	Record: (1-2)
Gardner-Webb	0	0	0	14	14	Record: (2-1)

Scoring Summary:

1st 03:14 WCU Mitchell Bell 45 yd fumble recovery (Bostic kick) WCU 7 - GAWB 0
2nd 02:54 WCU Marquel Pittman 78 yd pass from Zac Brindise (Bostic kick), 3-80 1:01 WCU 14 - GAWB 7
4th 14:42 GAWB SANDERS, M. 21 yd pass from ROCK, J. (GATES, R. kick), 8-71 2:25 WCU 14 - GAWB 7
12:36 WCU Adam Hearn 22 yd interception return (Blake Bostic kick) WCU 21 - GAWB 7
09:00 GAWB ROCK, J. 1 yd run (GATES, R. kick), 10-60 3:36 WCU 21 - GAWB 14
08:49 WCU Michael Johnson 60 yd run (Blake Bostic kick), 1-60 0:11 WCU 28 - GAWB 14

	WCU	GAWB
FIRST DOWNS.....	7	24
RUSHES-YARDS (NET).....	27-104	39-88
PASSING YDS (NET).....	141	303
Passes Att-Comp-Int.....	22-12-1	55-29-5
TOTAL OFFENSE PLAYS-YARDS.....	49-245	94-391
Fumble Returns-Yards.....	1-45	0-0
Punt Returns-Yards.....	4-31	5-13
Kickoff Returns-Yards.....	2-61	4-86
Interception Returns-Yards.....	5-24	1-0
Punts (Number-Avg).....	9-40.3	7-38.3
Fumbles-Lost.....	1-1	3-1
Penalties-Yards.....	8-71	8-70
Possession Time.....	21:55	36:48
Third-Down Conversions.....	4 of 13	6 of 19
Fourth-Down Conversions.....	0 of 0	2 of 3
Red-Zone Scores-Chances.....	0-1	2-3
Sacks By: Number-Yards.....	4-45	2-17

RUSHING: WCU - Michael Johnson 12-86; Nate Harris 6-23; Sidney Rhodes 2-6; Josh Cockrell 1-2; TEAM 2-0; Zac Brindise 4-minus 13. GAWB - HALL, P. 16-69; BLOUNT, J. 6-24; ROCK, J. 14-0; BROWNING, C. 3-minus 5.

PASSING: WCU - Zac Brindise 12-22-1-141. GAWB - ROCK, J. 21-38-4-249; BROWNING, C. 8-17-1-54.

RECEIVING: Western Carolina-Marquel Pittman 7-114; Jacoby Mitchell 2-16; Josh Cockrell 2-6; Andrew Rogers 1-5. GAWB - SANDERS, M. 8-97; PERRY III, J. 6-42; BLOUNT, J. 5-36; PETTY, T. 3-32; MILLER, J. 2-39; PATMON, J. 2-28; LESLIE, Ln. 2-25; HALL, P. 1-4.

INTERCEPTIONS: WCU - Torez Jones 4-2; Adam Hearn 1-22. GAWB - MCGOWAN, C. 1-0.


FUMBLES: WCU - Zac Brindise 1-1. GAWB - ROCK, J. 1-0; HALL, P. 1-0; BROWNING, C. 1-1.

TACKLES (UA-A): WCU - Torez Jones 12-0; Mitchell Bell 5-5; Rock Williams 5-5; Angelo Brown 2-6; Charles Johnson 4-3; Jaron McNeill 4-1; Adam Hearn 3-2; Ricky Schwarz 3-2; C.J. Johnson 1-4; Brian Johnson 2-2; Roland Johnson 3-0; Nathaniel Sedergren 2-1; Trey Selby 2-0; Randy Pressley 1-1; Zak Warner 1-1; Michael Reardon 1-0; Blake Bostic 1-0; Eljjer Martinez 1-0; Brandon Vaughn 1-0; Walt Woolwine 0-1; Brett Allen 0-1; Nate Harris 0-1; Reggie America 0-1; Pete Bathrop 0-1. GAWB - WILLIAMS, J. 5-4; TENIOLA, D. 2-7; LESLIE, Lz. 2-2; WOODS, J. 2-2; PEMASA, P. 2-2; NIXON, B. 1-3; MCGOWAN, C. 3-0; JOHNSON, D. 2-1; DAVIS, M. 0-3; OLIVAS, G. 0-3; RUSHING, N. 0-2; SHORT, E. 0-2; ROUNDTREE, C. 0-2; SMITH, H. 1-0; PHILLIPS, C. 1-0; SANDERS, M. 1-0; PHELPS, K. 1-0; LESLIE, Ln. 1-0; WOOLRIDGE, N. 0-1; THOMAS, T. 0-1; DICKSON, M. 0-1.

GAME FOUR • SEPT. 25, 2010 • CULLOWHEE

CHATTANOOGA 27
WESTERN CAROLINA 21

E.J. WHITMIRE STADIUM / BOB WATERS FIELD (10,187)



Cullowhee, N.C. - Western Carolina's defense forced four turnovers, scoring on a 12-yard fumble return for a touchdown, but could not overcome four, third quarter giveaways of its own as the Catamounts fell to the Chattanooga Mocs, 27-21, Saturday night in their Southern Conference opener at E.J. Whitmire Stadium / Bob Waters Field.

WCU sophomore wide receiver Jacoby Mitchell scored two receiving touchdowns for the Catamounts which suffered their second-straight loss to Chattanooga.

Down 14-7 early in the third quarter, the Catamount defense electrified the 10,187-fans in attendance as senior C.J. Johnson scooped up an Erroll Wynn fumble and rumbled 12 yards into the end zone to knot the game at 14. It is the second-straight week in which the WCU defense has put points on the board, posting both an interception and fumble return the week before.

The Mocs came back with an 11-play, 83-yard drive, methodically moving down the field where B.J. Coleman found Garrett Hughes for the second of his two receiving touchdowns on the night to pull ahead, 21-14.

With the game still in the balance, the two squads traded turnovers midway through the third. Pechloff was hit from behind by Chris Donald after being flushed from the pocket, fumbling in the process with the Mocs recovering. However, the WCU defense was equal to the task as Torez Jones recorded his SoCon-leading fifth interception of the season at the goal line to prevent UTC from recording points off the giveaway.

After a three-and-out on the ensuing possession, the Catamount defense again stiffened with the Mocs knocking on the proverbial door inside the 10-yard line. Keon Williams was dropped behind the line of scrimmage by WCU's Angelo Brown, falling on the fumbled football in the process to again thwart a Chattanooga scoring chance.

Unfortunately, a third interception by the Mocs set them up with great field position at the WCU 23-yard line early in the fourth where Wynn raced off the left side for a one-play scoring drive and a 27-14 lead.

Pechloff, who was seeing his first collegiate action, orchestrated a nine-play, 80-yard drive in the waning moments of the final stanza. The Glen Ellyn, Ill., native native was 4-for-7 for 52 yards - including a career-long strike of 41 to Marquel Pittman - on the scoring drive, capping it with a one-yard strike to Mitchell.

The Catamounts attempted an on-side kick following the score, but Sutherland smothered the attempt which allowed UTC to kneel on the football three-straight plays to run out the clock.

Score by Quarters	1	2	3	4	Score	
Chattanooga	7	7	7	6	27	Record: (2-2, 1-1)
Western Carolina	7	0	7	7	21	Record: (1-3, 0-1)

Scoring Summary:

1st 04:48 WCU Jacoby Mitchell 32 yd pass from Josh Cockrell (Bostic kick), 1-32 0:07 UTC 0 - WCU 7
02:02 UTC Garrett Hughes 23 yd pass from B.J. Coleman (Veres kick), 7-72 2:41 UTC 7 - WCU 7
2nd 01:47 UTC B.J. Coleman 1 yd run (Veres kick), 4-77 0:46 UTC 14 - WCU 7
3rd 12:05 WCU C.J. Johnson 12 yd fumble recovery (Bostic kick) UTC 14 - WCU 14
07:59 UTC Garrett Hughes 3 yd pass from B.J. Coleman (Veres kick), 11-83 4:00 UTC 21 - WCU 14
4th 13:54 UTC Erroll Wynn 23 yd run (Jeff Veres kick failed), 1-23 0:07 UTC 27 - WCU 14
01:24 WCU Jacoby Mitchell 1 yd pass from Brandon Pechloff (Bostic kick), 9-80 1:57 UTC 27 - WCU 21

	UTC	WCU
FIRST DOWNS.....	24	12
RUSHES-YARDS (NET).....	39-97	24-56
PASSING YDS (NET).....	259	193
Passes Att-Comp-Int.....	35-21-1	36-20-3
TOTAL OFFENSE PLAYS-YARDS.....	74-356	60-249
Fumble Returns-Yards.....	0-0	1-12
Punt Returns-Yards.....	1-27	3-16
Kickoff Returns-Yards.....	4-68	5-123
Interception Returns-Yards.....	3-7	1-18
Punts (Number-Avg).....	6-34.0	8-45.5
Fumbles-Lost.....	3-3	1-1
Penalties-Yards.....	7-59	10-116
Possession Time.....	32:47	27:13
Third-Down Conversions.....	3 of 12	4 of 13
Fourth-Down Conversions.....	1 of 1	0 of 0
Red-Zone Scores-Chances.....	3-6	1-1
Sacks By: Number-Yards.....	1-4	2-16

RUSHING: UTC - Erroll Wynn 16-80; Keon Williams 13-41; B.J. Coleman 5-minus 3; B. Sutherland 1-minus 8; TEAM 4-minus 13. WCU - Michael Johnson 10-24; Brandon Pechloff 4-19; Nate Harris 3-16; Sidney Rhodes 1-0; Zac Brindise 6-minus 3.

PASSING: UTC - B.J. Coleman 21-35-1-259. WCU - Brandon Pechloff 9-21-3-127; Zac Brindise 10-14-0-34; Josh Cockrell 1-1-0-32.

RECEIVING: UTC - Joel Bradford 8-91; Chris Pitchford 4-39; Garrett Hughes 3-31; B. Sutherland 2-69; Erroll Wynn 1-3; Chris Awaah 1-8; C. Elzey 1-4; Marlon Anthony 1-4. WCU - Marquel Pittman 7-90; Josh Cockrell 4-20; Jacoby Mitchell 3-35; Andrew Rogers 2-28; Nate Harris 2-12; Michael Johnson 2-8.

INTERCEPTIONS: UTC - Kadeem Wise 2-2; C. Lewis-Harris 1-5. WCU - Torez Jones 1-18.

FUMBLES: UTC - Keon Williams 2-2; Erroll Wynn 1-1. WCU - Brandon Pechloff 1-1.

SACKS (UA-A): UTC - Chris Donald 1-0. WCU - Adam Hearn 1-0; Trey Selby 0-1; C.J. Johnson 0-1.


TACKLES (UA-A): UTC - Ryan Consiglio 5-7; Gunner Miller 6-3; D.J. Key 1-7; Buster Skrine 4-2; Nick Davison 3-2; C. Lewis-Harris 3-2; Nick Craig 1-4; Chaz Moore 2-2; Kadeem Wise 1-2; Jaron Norfleet 0-3; Shane Heatherly 1-1; Joshua Williams 1-1; Chris Marshall 1-0; TEAM 1-0; Chris Donald 1-0; Jarrett Burns 1-0; Sloan Allison 0-1; Robert Harrison 0-1. WCU - Brandon Vaughn 4-9; Ricky Schwarz 4-5; Angelo Brown 4-5; Rock Williams 3-2; Adam Hearn 2-3; Roland Johnson 2-3; Torez Jones 3-1; Eljjer Martinez 3-1; Jaron McNeill 3-0; Mitchell Bell 1-2; Walt Woolwine 1-1; C.J. Johnson 0-2; Brett Allen 0-2; Trey Selby 0-2; Josh Cockrell 1-0; Quevalas Murray 1-0; Nate Harris 1-0; Jacoby Mitchell 0-1; Sidney Rhodes 0-1; Charles Johnson 0-1; Brian Johnson 0-1; Blake Bostic 0-1; Edixon Pino-Alvarez 0-1; Reggie America 0-1; Nathaniel Sedergren 0-1.

2010 WESTERN CAROLINA GAME RECAPS

GAME FIVE • OCT. 2, 2010 • CHARLESTON, S.C.

WESTERN CAROLINA 24
THE CITADEL 13

JOHNSON HAGOOD STADIUM (10,207)



Charleston, S.C. - True freshman quarterback Brandon Pechloff tossed two touchdown passes while Adam Hearn rushed for a third score in a specialty formation as Western Carolina led from start-to-finish in upending The Citadel Bulldogs, 24-13, at Johnson Hagood Stadium.

The win snaps WCU's 16-game Southern Conference road game losing skid, handing the Catamounts their first win in league action away from home since 2005. It was also the second-straight victory over The Citadel, coupled with last year's 14-10 home win over the 'Dogs.

Western Carolina (2-3, 1-1 SoCon) turned it over on its first possession, fumbling on a run up the middle after moving 55 yards into Bulldog territory. However, the Catamount defense forced a three-and-out, only surrendering three yards to The Citadel on its opening possession to give the ball back to Pechloff and the offense. The rookie field general moved the unit 57 yards in 10 plays, setting up Blake Bostic for his first field goal of the season. The Fred Mitchell Award candidate split the uprigths from 40 yards out to give WCU the early, 3-0, advantage.

Capitalizing on a pair of Bulldog penalties, Pechloff again drove the team into scoring position and then delivered a scoring strike over the middle in the end zone to Marquel Pittman from eight yards out for his lone catch of the game and a 10-0 lead.

Following a Bulldog field goal and a Blake Cain punt by WCU, the Bulldogs were poised to regain possession with a chance to tie late in the second quarter. However, the punt was muffed by The Citadel's Greg Adams with the Catamounts' Josh Cockrell pouncing on the loose football to give WCU possession at the opponent's 28 yard line. Four plays later, Pechloff found Jacoby Mitchell for a 15 yard touchdown and a 17-3 lead which the Catamounts carried into the halftime locker room.

With Western Carolina leading by two scores at halftime, The Citadel (2-3, 0-2 SoCon) controlled the third quarter, scoring 10-unanswered points to close to within four, 17-13. The Bulldogs ate up 11:30 off the game clock and outgained WCU, 138-to-17, in overall offensive yardage.

But the Catamount defense bent but didn't break, forcing a long field goal attempt that Bulldog back-up kicker Ryan Sellers early in the fourth quarter that sailed wide right from 47 yards out. Western Carolina responded by marching 70 yards in just four plays where Heams took a direct snap from the quarterback position, stiff-armed through teammate Harris and rushed in for the score, giving the Catamounts the 11-point cushion.

Score by Quarters	1	2	3	4	Score	
Western Carolina	10	7	0	7	24	Record: (2-3, 1-1)
The Citadel	0	3	10	0	13	Record: (2-3, 0-2)

Scoring Summary:

1st	07:04	WCU	Blake Bostic 40 yd field goal, 10-57 4:15	WCU 3 - CIT 0
	03:21	WCU	Marquel Pittman 8 yd pass from Brandon Pechloff (Bostic kick), 3-44 1:52	WCU 10 - CIT 0
2nd	09:31	CIT	Ryan Sellers 37 yd field goal, 4-3 1:39	WCU 10 - CIT 3
	04:40	WCU	Jacoby Mitchell 15 yd pass from Brandon Pechloff (Bostic kick), 4-28 1:31	WCU 17 - CIT 3
3rd	12:01	CIT	Terrell Dallas 45 yd run (Sellers kick), 6-79 2:59	WCU 17 - CIT 10
	05:54	CIT	Ryan Sellers 36 yd field goal, 9-34 4:25	WCU 17 - CIT 13
4th	12:29	WCU	Adam Heams 5 yd run (Bostic kick), 4-70 1:45	WCU 24 - CIT 13

	WCU	CIT
FIRST DOWNS	12	15
RUSHES-YARDS (NET)	31-119	58-198
PASSING YDS (NET).....	154	106
Passes Att-Comp-Int	19-10-0	17-6-1
TOTAL OFFENSE PLAYS-YARDS	50-273	75-304
Fumble Returns-Yards	0-0	0-0
Punt Returns-Yards	0-0	4-21
Kickoff Returns-Yards.....	4-41	3-40
Interception Returns-Yards.....	1-0	0-0
Punts (Number-Avg)	5-37.0	3-40.7
Fumbles-Lost	2-2	4-2
Penalties-Yards.....	7-60	5-51
Possession Time	24:30	35:30
Third-Down Conversions.....	3 of 9	6 of 20
Fourth-Down Conversions.....	0 of 0	2 of 5
Red-Zone Scores-Chances	3-3	2-2
Sacks By: Number-Yards	3-19	1-9

RUSHING: WCU - Nate Harris 12-75; Michael Johnson 11-33; Adam Hearn 2-9; Marshaun Edwards 2-3; TEAM 1-0; Brandon Pechloff 3-minus 1. CIT - Terrell Dallas 13-96; Matt Thompson 9-33; Van Dyke Jones 8-24; Sam Martin 17-16; Darien Robinson 3-10; C. Robertson 3-9; Scott Harward 3-9; Terrance Martin 2-1.

PASSING: WCU - Brandon Pechloff 10-19-0-154. CIT - Matt Thompson 2-10-1-48; Sam Martin 4-7-0-58.

RECEIVING: WCU - Jacoby Mitchell 3-43; Deja Alexander 2-14; Andrew Rogers 1-41; Chris Everett 1-25; Josh Cockrell 1-20; Marquel Pittman 1-8; Sidney Rhodes 1-3. CIT - Van Dyke Jones 2-13; Domonic Jones 1-30; Luke Caldwell 1-30; Scott Harward 1-18; Travis Ruff 1-15.

INTERCEPTIONS: WCU - Mitchell Bell 1-0. CIT - None.

FUMBLES: WCU - Nate Harris 1-1; Brandon Pechloff 1-1. CIT - Sam Martin 2-1; Greg Adams 1-1; Terrance Martin 1-0.


SACKS (UA-A): WCU - Roland Johnson 1-1; Ricky Schwarz 0-1; Trey Selby 1-0. CIT - Erik Clanton 1-0.

TACKLES (UA-A): WCU - Adam Hearn 8-4; Ricky Schwarz 4-5; Angelo Brown 6-2; Trey Selby 5-2; Charles Johnson 2-4; Roland Johnson 2-4; Mitchell Bell 5-0; Rock Williams 2-2; C.J. Johnson 1-3; Brett Allen 3-0; Quevalas Murray 2-1; Brandon Vaughn 1-2; Torez Jones 1-1; Josh Cockrell 1-0; Brian Johnson 1-0; Sidney Rhodes 1-0; Marshaun Edwards 1-0; Walt Woolwine 1-0; Courtland Carson 0-1; Dee Williams 0-1; Jaron McNeill 0-1; Pete Balthrop 0-1; Nate Stephenson 0-1; Andre Whitmire 0-1. The Citadel-D. Jackson 4-3; Tolu Akintole 4-2; J. Glaspie 2-3; Quintin Turner 3-1; Jeremy Buncum 2-2; Derek Douglas 1-3; C. Billingslea 0-4; Erik Clanton 3-0; Joseph Boateng 1-2; D. Smith 2-0; Keith Gamble 0-1; John Synovec 0-1; Ryan Keiper 0-1; Rod Harland 0-1.

GAME SIX • OCT. 9, 2010 • CULLOWHEE

SAMFORD 38
WESTERN CAROLINA 7

E.J. WHITMIRE STADIUM / BOB WATERS FIELD (7,444)



Cullowhee, N.C. - Samford running back Chris Evans rushed for 131 yards and three touchdowns as the Bulldogs handed Western Carolina a 38-7 Homecoming Day loss at E.J. Whitmire Stadium / Bob Waters Field.

The loss was the seventh-straight for the Catamounts in the head-to-head series with Samford, and was the fifth-straight home defeat for WCU since a Homecoming win over The Citadel in 2009.

WCU sophomore tailback Michael Johnson rushed for a career-high 117 yards and classmate Jacoby Mitchell hauled in his team-leading fifth touchdown reception as bright spots for the Catamount offense which struggled with five turnovers, including four interceptions.

Samford (3-3, 1-2 SoCon) broke open a 7-0 game with 24 straight points in the second quarter, capped by a 59-yard interception return for a touchdown as time expired in the opening half.

Two plays after senior Angelo Brown blocked a 47-yard Cameron Yaw field goal attempt with 18 seconds left in the first half, quarterback Brandon Pechloff was picked off by senior Jamael Lett who raced 59 yards up the right sideline for the score, handing the Bulldogs a 31-0 halftime edge.

Lett finished with two interceptions on the night, with Thomas Broussard and Tae Lewis adding picks for the Bulldogs.

In the second half, the two teams played to an even, 7-7, tie with Samford stretching its lead to 38-0 on Evans' third scoring scamper from seven yards before the Catamounts were able to light the scoreboard early in the fourth. Johnson broke off a 41-yard rush before back-up quarterback Zac Brindise found a wide-open Mitchell down the left sideline for a 25-yard scoring strike, capping the 66-yard drive.

All told, Western Carolina was out-gained 502-to-247 in total offense as the Catamounts only managed 83 yards through the air on 9-of-33 passing with the four picks. Five different receivers caught passes for WCU including a team-best three by Deja Alexander, while tight end Taylor Spangler made his first reception since 2008 after missing last year with a leg injury.

Trailing just 7-0 midway through the first quarter, Western Carolina (2-4, 1-2 SoCon) had a golden opportunity to get on the scoreboard after junior Torez Jones snared a deflected pass intended for Samford's Chris Cephus and returned it 34 yards to give the offense the ball at the Bulldog 24 yard line.

However, the Catamounts could only manage two yards off the Bulldog defense and the 39-yard field goal attempt sailed wide left, keeping WCU off the scoreboard.

Score by Quarters	1	2	3	4	Score	
Samford	7	24	7	0	38	Record: (3-3, 1-2)
Western Carolina	0	0	0	7	7	Record: (2-4, 1-2)

Scoring Summary:

1st	09:19	SAM	Chris Evans 5 yd run (Yaw kick), 6-27 1:36	SAM 7 - WCU 0
2nd	12:22	SAM	Cameron Yaw 28 yd field goal, 12-77 3:13	SAM 10 - WCU 0
	10:09	SAM	Chris Evans 4 yd run (Yaw kick), 2-5 0:31	SAM 17 - WCU 0
	07:21	SAM	Jacob Rodriguez 75 yd pass from Connor Lowery (Yaw kick), 3-80 0:53	SAM 24 - WCU 0
	00:00	SAM	Jamael Lett 59 yd interception return (Yaw kick)	SAM 31 - WCU 0
3rd	03:12	SAM	Chris Evans 7 yd run (Yaw kick), 10-65 3:13	SAM 38 - WCU 0
4th	13:28	WCU	Jacoby Mitchell 25 yd pass from Zac Brindise (Bostic kick), 2-66 0:39	SAM 38 - WCU 7

	SAM	WCU
FIRST DOWNS	24	17
RUSHES-YARDS (NET)	55-312	36-164
PASSING YDS (NET).....	190	83
Passes Att-Comp-Int	34-17-1	33-9-4
TOTAL OFFENSE PLAYS-YARDS	89-502	69-247
Fumble Returns-Yards	0-0	0-0
Punt Returns-Yards	3-9	5-30
Kickoff Returns-Yards.....	0-0	6-101
Interception Returns-Yards.....	4-100	1-34
Punts (Number-Avg)	7-43.9	7-36.6
Fumbles-Lost	1-0	2-1
Penalties-Yards.....	12-119	2-14
Possession Time	30:39	29:21
Third-Down Conversions.....	7 of 20	4 of 14
Fourth-Down Conversions.....	2 of 2	0 of 2
Red-Zone Scores-Chances	4-6	0-1
Sacks By: Number-Yards	3-22	1-5

RUSHING: SAM - Chris Evans 20-131; Fabian Truss 9-66; Jonathan Sillers 10-43; Alex Barnett 5-31; Connor Lowery 2-23; Bob Hooper 1-16; Quin Roberson 3-12; Kelsey Pope 2-minus 2; TEAM 1-minus 2; Dustin Taliaferro 2-minus 6. WCU - Michael Johnson 14-117; Nate Harris 7-19; Josh Cockrell 2-14; Zac Brindise 4-8; Brandon Pechloff 6-4; Adam Hearn 3-2. PASSING: SAM - Connor Lowery 13-28-1-167; Dustin Taliaferro 4-6-0-23. WCU - Brandon Pechloff 4-21-3-35; Zac Brindise 5-12-1-48.

RECEIVING: SAM - Jeff Ogren 2-25; Mason Wald 2-21; Chris Cephus 2-17; Kelsey Pope 2-9; Bill Kottas 2-4; Jacob Rodriguez 1-75; Ben Aberg 1-13; Quin Roberson 1-9; Fabian Truss 1-8; David Strider 1-5; Richie Fordham 1-3; Alex Barnett 1-1. WCU -Deja Alexander 3-24; Jacoby Mitchell 2-33; Michael Johnson 2-12; Taylor Spangler 1-8; Andrew Rogers 1-6.

INTERCEPTIONS: SAM - Jamael Lett 2-59; Thomas Broussard 1-32; Tae Lewis 1-9. WCU - Torez Jones 1-34.


FUMBLES: SAM - Mason Wald 1-0. WCU - Brandon Pechloff 2-1.

SACKS (UA-A): Samford-Thomas Broussard 0-1; Keith Shoulders 0-1; Erik Peterson 1-0; Darien Sutton 0-1; Bryce Smith 0-1. WCU - Randy Pressley 1-0.

TACKLES (UA-A): Samford-Bryce Smith 3-7; Darien Sutton 1-7; Durrell Hill 4-3; Justin Shade 1-4; Corey White 2-2; Alex Davis 1-3; Thomas Broussard 1-3; Alvin Hines II 1-3; Patrick Hatcher 0-4; Austin Hayes 1-2; Keith Shoulders 1-2; Mason Wald 1-2; Justin Sly 1-1; Hunter Cassidy 1-1; Sean Thompson 1-1; Erik Peterson 1-1; Andy Davis 0-2; Tae Lewis 0-2; Josh Jackson 0-2; Deyn Keith 0-2. WCU - Mitchell Bell 6-8; Rock Williams 2-12; Torez Jones 4-6; Brandon Vaughn 4-3; Charles Johnson 1-6; Adam Hearn 1-5; Brian Johnson 1-5; Randy Pressley 2-3; Angelo Brown 0-5; Jaron McNeill 1-3; Brett Allen 1-3; Ricky Schwarz 2-1; Quevalas Murray 1-2; Trey Selby 0-3; Roland Johnson 0-3; Reggie America 0-3;

2010 WESTERN CAROLINA GAME RECAPS

GAME SEVEN • OCT. 16, 2010 • SPARTANBURG, S.C.
WESTERN CAROLINA 14
#14/17 WOFFORD 45
GIBBS STADIUM (8,248)



Spartanburg, S.C. – Randy Pressley picked off an option lateral, returning the fumble 51 yards for his first collegiate points to give Western Carolina a 14-9 lead midway through the second quarter at Gibbs Stadium. However, No. 14/17 Wofford rattled off 36 consecutive points to erase the deficit en route to a 45-14 win in Southern Conference action.

All told, the Terriers amassed 590 yards of total offense including 501 on the ground in handing Western Carolina its first road loss in its last three tries while capturing their fifth-straight victory on the year.

Three Terriers finished with over 100-yards rushing in the win led by Mitch Allen with 178 yards on 15 carries with two touchdowns. Full back Eric Breitenstein added 149 yards and a pair of scores while running back Donovan Johnson chipped in 123 yards - all but five yards coming in the second stanza.

Trailing 9-0 in the second quarter, Western Carolina took advantage of an Angelo Brown interception that set them up with excellent field position. With starter Zac Brindise under center, the Catamounts moved 42 yards in six plays, highlighted by a pair of double-digit yard rushes by sophomore Michael Johnson and capped by a one-yard plunge by the second-year tailback.

Johnson finished with 69 yards rushing on 20 carries in the losing effort. Three of his six career rushing scores have come in his two games against the Terriers.

Six plays after getting on the scoreboard, the Catamounts would take their lone lead of the game as Pressley, playing the pitch-man as his assignment, snared a Mitch Allen lateral and raced 51 yards down the right sideline to pay-dirt. Blake Bostic's point after gave WCU a 14-9 lead with six minutes to play before the break.

Wofford (5-1, 3-0 SoCon), however, marched 80 yards in just seven plays on its next possession, keyed by a 44-yard quarterback keeper by Allen and capped with a nine-yard rush by the signal caller to give the Terriers the lead for good, 15-14, after the point after failed.

Western Carolina failed to run out the first half clock, punting back to the Terriers who took advantage with a two-play, 49-yard drive that culminated with a 47-yard pass from back-up QB Brian Kass to Brenton Bersin to give Wofford a 22-14 edge at intermission.

After an initial stop by the Catamount defense, Wofford scored on four of its next six second half possessions, tallying 23 points to fend off the Catamounts which struggled to gain offensive consistency.

Score by Quarters	1	2	3	4	Score	
Western Carolina	0	14	0	0	14	Record: (2-5, 1-3)
Wofford	3	19	13	10	45	Record: (5-1, 3-0)


Scoring Summary:

1st 10:02	WOF	Christian Reed 26 yd field goal, 7-23 3:11	WCU 0 - WOF 3
2nd 13:54	WOF	E. Breitenstein 1 yd run (Reed kick failed), 9-74 4:18	WCU 0 - WOF 9
09:20	WCU	Michael Johnson 1 yd run (Blake Bostic kick), 6-42 2:47	WCU 7 - WOF 9
06:21	WCU	Randy Pressley 51 yd fumble recovery (Blake Bostic kick)	WCU 14 - WOF 9
02:47	WOF	Mitch Allen 9 yd run (Mitch Allen rush failed), 7-80 3:34	WCU 14 - WOF 15
00:47	WOF	Brenton Bersin 47 yd pass from Brian Kass (Reed kick), 2-49 0:36	WCU 14 - WOF 22
3rd 08:55	WOF	E. Breitenstein 34 yd run (Reed kick), 3-70 1:12	WCU 14 - WOF 29
01:08	WOF	Mitch Allen 31 yd run (Reed kick failed), 7-98 3:28	WCU 14 - WOF 35
4th 13:07	WOF	Devin Reed 11 yd pass from Brian Kass (Reed kick), 4-70 1:35	WCU 14 - WOF 42
05:29	WOF	Christian Reed 31 yd field goal, 6-72 3:01	WCU 14 - WOF 45

FIRST DOWNS.....	WCU 17	WOF 24
RUSHES-YARDS (NET).....	37-114	57-501
PASSING YDS (NET).....	105	89
Passes Att-Comp-Int.....	24-11-3	6-4-1
TOTAL OFFENSE PLAYS-YARDS.....	61-219	63-590
Fumble Returns-Yards.....	1-51	0-0
Punt Returns-Yards.....	1-2	2-18
Kickoff Returns-Yards.....	9-214	3-81
Interception Returns-Yards.....	1-11	3-0
Punts (Number-Avg).....	7-34.9	3-33.0
Fumbles-Lost.....	4-1	1-1
Penalties-Yards.....	2-27	4-48
Possession Time.....	28:55	31:05
Third-Down Conversions.....	4 of 12	4 of 11
Fourth-Down Conversions.....	0 of 0	1 of 1
Red-Zone Scores-Chances.....	1-1	5-5
Sacks By: Number-Yards.....	0-0	0-426

RUSHING: WCU - Michael Johnson 20-69; Nate Harris 6-48; Zac Brindise 7-13; Brandon Pechloff 4-minus 16. WOF - Mitch Allen 15-178; E. Breitenstein 21-149; D. Johnson 9-123; Mike Rucker 5-29; Brian Kass 2-22; Chris White 2-5; Brad Nocek 1-0; TEAM 2-minus 5.
PASSING: WCU - Zac Brindise 8-14-2-64; Brandon Pechloff 3-10-1-41. WOF - Mitch Allen 2-4-1-31; Brian Kass 2-2-0-58.
RECEIVING: WCU - Andrew Rogers 3-43; Josh Cockrell 3-25; Jacoby Mitchell 3-13; Deja Alexander 1-19; Chris Everett 1-5. WOF - Brenton Bersin 2-68; Devin Reed 2-21.
INTERCEPTIONS: WCU - Angelo Brown 1-11. WOF - C. Hornaday 2-0; K. Thompson 1-0.
FUMBLES: WCU - Deja Alexander 1-0; Zac Brindise 1-1; Jacoby Mitchell 1-0; Michael Johnson 1-0. WOF - Mitch Allen 1-1.
SACKS (UA-A): WCU - None. WOF - Ameet Pall 1-1; Eric Eberhardt 0-1; James Zotto 0-1; J. Roseborough 1-0; P. LeGrande 0-1.
TACKLES (UA-A): WCU - Rock Williams 12-1; Mitchell Bell 7-4; Randy Pressley 6-2; Angelo Brown 3-3; Torez Jones 4-1; Brandon Vaught 3-1; Courland Carson 2-1; Charles Johnson 1-2; Roland Johnson 2-0; Bevans Robbs 1-1; Brian Johnson 1-1; C.J. Johnson 0-2; Trey Selby 1-0; Nate Harris 1-0; Mike Anderson 0-1; Blake Bostic 0-1; Nate Stephenson 0-1; Zac Brindise 0-1; Zak Warner 0-1. WOF - Mike Niam 6-2; P. LeGrande 4-1; James Zotto 2-3; Ameet Pall 2-2; Anthony Carden 2-2; Jamar Reeves 1-3; P. Roseboro 3-0; C. Hornaday 2-1; James Lane 2-1; Tommy Irvin 2-1; CJ Turner 1-2; Alex Goltry 1-2; Zach Bobb 2-0; K. Thompson 2-0; Eric Eberhardt 1-1; Mike McCrimon 1-1; A. Scioneaux 1-0; SeQuan Stanley 1-0;

GAME EIGHT • OCT. 23, 2010 • CULLOWHEE
#1 APPALACHIAN STATE 37
WESTERN CAROLINA 14
E.J. WHITMIRE STADIUM / BOB WATERS FIELD (14,004)



Cullowhee, N.C. – DeAndre Presley ran for three touchdowns including two in the first quarter as No. 1 Appalachian State rushed out to a 20-point lead in the first quarter en route to a 37-14 victory over Western Carolina at E.J. Whitmire Stadium / Bob Waters Field.

With the win, the Mountaineers retained possession of the Old Mountain Jug for the sixth-consecutive year.

WCU redshirt freshman Deja Alexander hauled in nine passes for a career-best 151 yards to lead the Catamounts, while Michael Johnson plunged in from three yards out for his third rushing score of the season at the 2:36 mark of the third quarter.

However, miscues in the form of four turnovers including a fumble at the one-yard line and missed opportunities such as a penalty that erased a kickoff return for a touchdown, plagued the Catamounts.

Taking advantage of a short field, Appalachian State (7-0, 5-0 SoCon) scored on three of its first four possessions, while conversely, the Catamounts were held without points the first six times they touched the ball. WCU twice turned it over on downs on its opening pair of possessions, with two turnovers - a fumble and an interception - and twice punted before finding pay-dirt.

Trailing 20-0 late in the second quarter, starting quarterback Zac Brindise took advantage of good field position in guiding the Catamounts on a four-play, 58-yard scoring drive to close to within two scores. Brindise, a junior from South Fort Myers, Fla., found senior Marquel Pittman for his lone reception of the game - a 32-yard scoring strike that pulled WCU to within 20-7. Brindise, who took all but two snaps under center after garnering the starting nod, finished 18-of-32 for 261 yards and a touchdown with one interception.

With momentum seemingly swinging the way of the purple and gold before the break, the Mountaineers deflated the capacity crowd with a 91-yard drive, culminating on the eighth play with Presley's third rushing score of the contest with just 40 seconds to show before intermission handing ASU a 27-7 halftime edge.

In the second half, the Catamounts were able to sustain four sizeable drives but only managed points on one possession. Brindise orchestrated drives of seven, 12, 13 and 11 plays and consumed 18 minutes of clock time, but the lone score did not come until late in the third quarter.

All told, WCU's defense held the Mountaineers to a season-low 391 yards of total offense in the loss, 100 yards shy of their SoCon-leading 493 entering the game. WCU was led by senior Mitchell Bell led the Catamounts with a dozen tackles including six solo stops and a pass break-up.

Score by Quarters	1	2	3	4	Score	
#1 Appalachian State	20	7	7	3	37	Record: (7-0, 5-0)
Western Carolina	0	7	7	0	14	Record: (2-6, 1-4)

Scoring Summary:

1st 11:38	ASU	DeAndre Presley 11 yd run (Jason Vitaris kick), 8-44 3:22	ASU 7 - WCU 0
03:47	ASU	DeAndre Presley 4 yd run (Jason Vitaris kick failed), 5-22 2:19	ASU 13 - WCU 0
01:22	ASU	Cedric Baker 2 yd run (Jason Vitaris kick), 5-26 1:59	ASU 20 - WCU 0
2nd 02:56	WCU	Marquel Pittman 32 yd pass from Zac Brindise (Blake Bostic kick), 4-52 1:52	ASU 20 - WCU 7
00:40	ASU	DeAndre Presley 7 yd run (Jason Vitaris kick), 8-91 2:12	ASU 27 - WCU 7
3rd 09:10	ASU	Travis Cadet 10 yd run (Jason Vitaris kick), 5-73 1:40	ASU 34 - WCU 7
02:36	WCU	Michael Johnson 3 yd run (Blake Bostic kick), 12-63 6:20	ASU 34 - WCU 14
4th 14:46	ASU	Jason Vitaris 33 yd field goal, 8-38 2:40	ASU 37 - WCU 14

FIRST DOWNS.....	ASU 21	WCU 22
RUSHES-YARDS (NET).....	33-206	43-88
PASSING YDS (NET).....	185	261
Passes Att-Comp-Int.....	29-21-0	33-18-1
TOTAL OFFENSE PLAYS-YARDS.....	62-391	76-349
Fumble Returns-Yards.....	0-0	0-0
Punt Returns-Yards.....	0-0	1-2
Kickoff Returns-Yards.....	3-86	7-142
Interception Returns-Yards.....	1-2	0-0
Punts (Number-Avg).....	5-34.8	3-37.7
Fumbles-Lost.....	1-0	3-3
Penalties-Yards.....	5-51	4-40
Possession Time.....	26:12	33:48
Third-Down Conversions.....	4 of 10	4 of 13
Fourth-Down Conversions.....	0 of 0	2 of 6
Red-Zone Scores-Chances.....	6-6	1-4
Sacks By: Number-Yards.....	5-25	0-0


RUSHING: ASU - DeAndre Presley 9-87; Travis Cadet 9-80; Devin Radford 5-21; Devon Moore 5-12; Cedric Baker 4-8; Tony Washington 1-minus 2. WCU - Michael Johnson 22-38; Nate Harris 8-34; Zac Brindise 11-13; Blake Cain 1-2; Josh Cockrell 1-1.
PASSING: ASU - DeAndre Presley 21-29-0-185. WCU - Zac Brindise 18-32-1-261; Brandon Pechloff 0-1-0-0.
RECEIVING: ASU - Matt Cline 7-60; Brian Quick 4-48; Ben Jordan 3-21; Devon Moore 3-18; CoCo Hillary 2-0; Blake Elder 1-18; Travis Cadet 1-10. WCU - Deja Alexander 9-151; Josh Cockrell 3-40; Andrew Rogers 2-27; Jacoby Mitchell 2-14; Marquel Pittman 1-32; Michael Johnson 1-minus 3.
INTERCEPTIONS: ASU - Mark LeGree 1-minus 2. WCU - None.
FUMBLES: ASU - Devon Moore 1-0. WCU - Michael Johnson 3-3.
SACKS (UA-A): ASU - Jabari Fletcher 2-0; John Rizer 1-0; Demery Brewer 1-0; Chris Aiken 1-0. WCU - None.
TACKLES (UA-A): ASU - D.J. Smith 1-12; Jabari Fletcher 2-9; Mark LeGree 3-5; Brandon Grier 2-5; D. McDuffie 2-4; Ed Gainey 2-4; Chris Aiken 2-4; John Rizer 2-4; Justin Wray 3-2; Demery Brewer 2-3; Dan Wyllie 0-4; J. Kimbrough 0-4; Troy Sanders 1-2; B. Thompson 1-2; Bobby Bozzo 0-3; TEAM 2-0; D.McCray 1-1; Brad Hardee 1-1; Anthony Wilson 0-2; Mark Moll 1-0; P. Strickland 0-1; Ingram Bell 0-1; Patrick Blalock 0-1. WCU - Mitchell Bell 6-6; Ricky Schwarz 2-7; Angelo Brown 3-4; Charles Johnson 2-5; Torez Jones 4-2; Brandon Vaught 3-3; Randy Pressley 3-3; Reggie America 2-4; Roland Johnson 2-3; C.J. Johnson 3-0; Eljer Martinez 2-1; Jacoby Mitchell 1-1; Mike Anderson 0-1.

2010 WESTERN CAROLINA GAME RECAPS

GAME NINE • NOV. 6, 2010 • GREENVILLE, S.C.

WESTERN CAROLINA 17
 FURMAN 31

PALADIN STADIUM (9,072)



Greenville, S.C. – Tersoo Uhaa rushed for two scores and added a third receiving as the Furman Paladins pulled away from Western Carolina in the second half for a 31-17 victory in Southern Conference action at Paladin Stadium. Furman scored 17-unanswered second half points to erase Western Carolina's three-point halftime lead to upend the Catamounts for the fifth-straight time.

It was a tale of two halves for WCU, which dropped its fourth-straight game on the seasons. After racking up 234 yards of total offense in the first half - including 134 yards on the ground, the second-most rushing yards for a single-game by WCU this season - the Catamounts were stymied in the second half as the Paladin defense shut down the balanced attack.

Furman held WCU scoreless after intermission and limited the Catamounts to just 55 yards of total offense including minus-2 yards rushing.

Western Carolina (2-7, 1-5 SoCon) scratched the scoreboard first, utilizing its longest scoring drive of the season in terms of plays (13) and time of possession (7:03). Gaining yards on 10 rushing plays with just two pass attempts, Zac Brindise moved the offense to the Furman three-yard line, but had to settle for a 21-yard Blake Bostic field goal to take an early, 3-0, lead.

The Paladins promptly answered, though, rallying back to take the lead, 7-3, on an 11-play drive that marched 66 yards and included a five-yard Catamount defensive offside penalty on fourth down inside the 10-yard line that handed the Paladins a first-and-goal situation. Uhaa raced in from six yards out on the ensuing play for the lead.

Midway through the second quarter, Derrick found David Hendrix from 18 yards out to hand the Paladins a two-score advantage, 14-3, before the Catamount offense got back on track.

Back-to-back rushing scores by sophomore Michael Johnson and junior Nate Harris helped the Catamounts surge back in front, 14-10. Redshirt sophomore wide receiver Deja Alexander was key on both aforementioned scoring drives. The Jacksonville, Fla., native hauled in an acrobatic catch between two Furman defenders for a 37-yard gain that helped set up the 11-yard Johnson scamper run that pulled the Catamounts back within four, 14-10, with six minutes remaining before intermission.

On the Catamounts next possession Brindise took a flea-flicker pitch from Johnson and found Alexander over the middle for a 41-yard gain that helped set up Harris' 8-yard scamper as WCU reclaimed the lead, 17-14, an advantage it took into the halftime locker room.

Score by Quarters	1	2	3	4	Score	
Western Carolina	3	14	0	0	17	Record: (2-7,1-5)
Furman	7	7	17	0	31	Record: (5-4,3-3)

Scoring Summary:

1st 07:57	WCU	Blake Bostic 21 yd field goal, 13-76 7:03	WCU 3 - FUR 0
02:12	FUR	Tersoo Uhaa 6 yd run (Ray Early kick), 11-66 5:37	WCU 3 - FUR 7
08:43	FUR	David Hendrix 18 yd pass from Dakota Derrick (Ray Early kick), 9-63 4:44	WCU 3 - FUR 14
05:59	WCU	Michael Johnson 11 yd run (Blake Bostic kick), 6-72 2:37	WCU 10 - FUR 14
03:17	WCU	Nate Harris 8 yd run (Blake Bostic kick), 4-65 1:18	WCU 17 - FUR 14
3rd 11:07	FUR	Tersoo Uhaa 6 yd run (Ray Early kick), 9-63 3:49	WCU 17 - FUR 21
05:41	FUR	Ray Early 26 yd field goal, 9-63 3:50	WCU 17 - FUR 24
03:11	FUR	Tersoo Uhaa 6 yd pass from Dakota Derrick (Ray Early kick), 1-6 0:06	WCU 17 - FUR 31

	WCU	FUR
FIRST DOWNS.....	13	24
RUSHES-YARDS (NET).....	32-132	49-230
PASSING YDS (NET).....	157	122
Passes Att-Comp-Int.....	20-10-0	23-12-1
TOTAL OFFENSE PLAYS-YARDS.....	52-289	72-352
Fumble Returns-Yards.....	0-0	1-41
Punt Returns-Yards.....	0-0	0-0
Kickoff Returns-Yards.....	5-94	4-56
Interception Returns-Yards.....	1-0	0-0
Punts (Number-Avg).....	3-46.0	2-31.5
Fumbles-Lost.....	1-1	1-0
Penalties-Yards.....	4-30	4-25
Possession Time.....	26:39	33:21
Third-Down Conversions.....	4 of 12	6 of 13
Fourth-Down Conversions.....	1 of 2	1 of 2
Red-Zone Scores-Chances.....	3-4	5-6
Sacks By: Number-Yards.....	2-5	0-0

RUSHING: WCU - Zac Brindise 9-43; Nate Harris 6-40; Michael Johnson 13-38; Sidney Rhodes 1-10; Deja Alexander 1-5; Josh Cockrell 1-minus 1; TEAM 1-minus 3. FUR - Jerry Williams 15-87; Dakota Derrick 12-71; Tersoo Uhaa 14-62; Adam Mims 2-31; S. Cunningham 2-8; Tyler Maples 1-7; Team 3-minus 36.

PASSING: WCU - Zac Brindise 10-20-0-157. FUR - Dakota Derrick 12-23-1-122.

RECEIVING: WCU - Deja Alexander 4-106; Josh Cockrell 3-15; Michael Johnson 1-22; Jacoby Mitchell 1-12; Andrew Rogers 1-2. FUR - Adam Mims 5-52; David Hendrix 2-35; S. Cunningham 2-21; Jerry Williams 1-13; Tersoo Uhaa 1-6; Tyler Maples 1-minus 5.

INTERCEPTIONS: WCU - Tomez Jones 1-0. FUR - None.

FUMBLES: WCU - Zac Brindise 1-1. FUR - Tersoo Uhaa 1-0.


SACKS (UA-A): WCU - Charles Johnson 1-0; C.J. Johnson 1-0. FUR - None.

TACKLES (UA-A): WCU - Angelo Brown 5-8; Brandon Vaught 2-9; Ricky Schwarz 2-6; Charles Johnson 4-3; Tomez Jones 3-4; Mitchell Bell 5-1; Randy Pressley 3-2; Trey Selby 0-5; Roland Johnson 4-0; C.J. Johnson 2-1; Eljier Martinez 2-0; Jacoby Mitchell 1-0; Bevans Robbs 1-0; Josh Cockrell 1-0; Reggie America 1-0; Sidney Rhodes 0-1; Brett Allen 0-1; Dee Williams 0-1. Furman-Greg Worthy 5-4; Pete Sanders 4-4; K. Anderson 0-7; Nathan Wade 1-5; Jordan Griffin 3-2; Matt Solomon 2-2; Rick Furman 2-1; Max Lemer 1-2; Josh Lynn 1-2; Colton Keig 1-1; Leander Jones 1-1; Chris Wiley 0-2; Richard Feacher 0-2; Tim Lawrence 0-2; Ricky Lang 1-0; Tyler Maples 1-0; Aaron Riley 0-1; Shawn Boone 0-1.

GAME TEN • NOV. 13, 2010 • CULLOWHEE

GEORGIA SOUTHERN 28
 WESTERN CAROLINA 6

E.J. WHITMIRE STADIUM / BOB WATERS FIELD (6,244)



Cullowhee, N.C. - Georgia Southern's Robert Brown rushed for a career-best 148 yards and a touchdown while quarterback Jaybo Shaw scored twice as the Eagles downed Western Carolina, 28-6, in the 2010 home finale at E.J. Whitmire Stadium / Bob Waters Field.

Western Carolina scored on its first two offensive possessions of the game on Saturday as senior Blake Bostic connected on field goals of 36 and 38 yards. However, six of WCU's final 11 possessions ended in turnovers including three interceptions, two fumbles and a blocked field goal as the Catamounts could not scratch the scoreboard over the final three quarters.

Aided by WCU's longest play from scrimmage coming on its first offensive snap - a 44 yard rush by sophomore tailback Michael Johnson - the Catamounts drove 51 yards before stalling with Bostic connecting from 36 yards out to give the squad an early, 3-0, advantage.

Georgia Southern (6-4, 4-3 SoCon) responded with a 65-yard drive that took nine plays to claim a lead it would never relinquish. J.J. Wilcox plunged in from two yards out to hand the Eagles a 7-3 advantage.

Late in the first quarter, WCU starting quarterback Zac Brindise guided the Catamounts into scoring position, but had the drive stall as two fade route passes to Marquel Pittman in the end zone fell incomplete. Bostic then came on and connected from 38 yards to pull WCU back within a point, 7-6.

On the ensuing possession, Western Carolina's defense gave the squad a golden opportunity to try and climb back on top. On the sixth play of GSU's drive, senior C.J. Johnson broke through on a third and long to sack Shaw, forcing the Eagles to punt. The snap to punter Charlie Edwards was high and as he landed, he slipped where redshirt freshman Mike Anderson smothered him to give the Catamounts possession at the GSU 18 yard line. However, consecutive incomplete passes and a 16-yard loss on an Eagle sack pushed the Catamounts out of field goal range with WCU forced to punt.

But perhaps the biggest momentum shift of the game came late in the third quarter. Four plays after a Laron Scott interception thwarted a would-be Catamount scoring drive in the end zone, converted defensive back Chris Everett jarred the football loose from Wilcox with another DB convert, Randy Pressley, snagging the bouncing ball on the fumble recovery and giving WCU possession at mid-field.

The Catamounts moved 32 yards before yet again stalling with Bostic called upon for a field goal attempt. Unfortunately, his low, line-drive 36-yard boot was blocked by Roderick Tinsley, ending another possible scoring threat. Georgia Southern capped the momentum swing on the very next play as Brown broke into the open field for an 80-yard touchdown run and a 21-6 lead.

Score by Quarters	1	2	3	4	Score	
Georgia Southern	7	7	7	7	28	Record: (6-4,4-3)
Western Carolina	6	0	0	0	6	Record: (2-8,1-6)

Scoring Summary:

1st 13:02	WCU	Blake Bostic 36 yd field goal, 5-51 1:58	GSU 0 - WCU 3
07:50	GSU	Wilcox,J.J. 2 yd run (Mora,Adrian kick), 9-65 5:03	GSU 7 - WCU 3
04:52	WCU	Blake Bostic 38 yd field goal, 7-41 2:53	GSU 7 - WCU 6
2nd 11:32	GSU	Shaw,Jaybo 2 yd run (Mora,Adrian kick), 4-78 1:34	GSU 14 - WCU 6
3rd 04:32	GSU	Brown,Robert 80 yd run (Mora,Adrian kick), 1-80 0:11	GSU 21 - WCU 6
4th 10:26	GSU	Shaw,Jaybo 1 yd run (Mora,Adrian kick), 11-78 6:25	GSU 28 - WCU 6

	GSU	WCU
FIRST DOWNS.....	19	15
RUSHES-YARDS (NET).....	53-277	30-68
PASSING YDS (NET).....	136	191
Passes Att-Comp-Int.....	10-7-1	33-18-3
TOTAL OFFENSE PLAYS-YARDS.....	63-413	63-259
Fumble Returns-Yards.....	1-3	1-5
Punt Returns-Yards.....	1-3	0-0
Kickoff Returns-Yards.....	3-69	5-85
Interception Returns-Yards.....	3-12	1-0
Punts (Number-Avg).....	4-36.0	4-41.5
Fumbles-Lost.....	3-1	3-2
Penalties-Yards.....	8-67	8-52
Possession Time.....	32:04	27:45
Third-Down Conversions.....	8 of 14	2 of 12
Fourth-Down Conversions.....	0 of 2	1 of 1
Red-Zone Scores-Chances.....	3-3	1-4
Sacks By: Number-Yards.....	3-36	2-13

RUSHING: GSU - Brown,Robert 17-153; McKinnon,Jerick 8-46; Robinson, Dn 7-33; Wilcox,J.J. 5-30; Shaw,Jaybo 12-20; Hickey,Nico 2-9; TEAM 1-minus 1; Edwards,Charlie 1-minus 13. WCU - Michael Johnson 15-48; Sidney Rhodes 2-36; Nate Harris 6-15; Zac Brindise 7-minus 31.

PASSING: GSU - Shaw,Jaybo 7-10-1-136. WCU - Zac Brindise 18-33-3-191.

RECEIVING: GSU - Williford,Mitch 2-36; Butler,Tray 2-25; Wilcox,J.J.1-46; Sumner,Tyler 1-22; Brown,Robert 1-7. WCU - Jacoby Mitchell 8-79; Josh Cockrell 5-50; Deja Alexander 2-44; Andrew Rogers 2-15; Vince Williams 1-3.

INTERCEPTIONS: GSU - Scott,Laron 2-12; Heyden,Derek 1-0. WCU - Angelo Brown 1-0.

FUMBLES: GSU - Brown,Robert 1-0; Wilcox,J.J. 1-1; Shaw,Jaybo 1-0. WCU - Zac Brindise 1-0; Jacoby Mitchell 1-1; Vince Williams 1-1.

SACKS (UA-A): GSU - Mention,Javon 1-0; Tinsley,R. 1-0; Russell,Brent 1-0. WCU - Roland Johnson 0-1; C.J. Johnson 1-0; Charles Johnson 0-1.

TACKLES (UA-A): WCU - Rowe,Josh 4-4; Russell,Brent 4-3; Butler,Michael 3-4; Heyden,Derek 2-5; Webb,E.J. 0-7; Eubanks,Darius 2-3; Cave,Carlos 2-2; Stevenson,John 0-4; Douglas,John 2-1; Gebhardt,Josh 1-2; Westbrooks,L. 0-3; Scott,Laron 2-0; Tinsley,R. 2-0; Agnew,Terico 0-2; Hill,Carson 0-2; Oehlbeck,Kyle 0-2; Watkins, Deonte 1-0; Mention,Javon 1-0; Duvall, Marcus 1-0. WCU - Chris Everett 7-4; Courtland Carson 3-7; Charles Johnson 3-5; Mitchell Bell 4-2; Angelo Brown 3-3; C.J. Johnson 2-3; Reggie America 2-2; Randy Pressley 1-3; Roland Johnson 1-3; Adam Hearn 1-2; Bevans Robbs 0-3; Pete Balthrop 0-3; Mike Anderson 1-1; Brian Johnson 1-1; Walt Woolwine 1-0; TEAM 1-0; Ricky Schwarz 1-0; Michael Johnson 1-0; Jaron McNeill 0-1; Eljier Martinez 0-1; Andre Whitmire 0-1; Michael Reardon 0-1.

2010 WESTERN CAROLINA SEASON RESULTS

Date	Opponent	Score	Overall	SoCon	Time	Attend	Top Rusher	Top Passer	Top Receiver	Top Tackler	
Sept. 4	at North Carolina State	7-48	L	0-1	0-0	3:03	56,417	M. Johnsonn (16-77)	Jaynes (4-10-0, 57)	Alexander (2-35)	R. Williams (11)
SEPT. 11	TUSCULUM	30-54	L	0-2	0-0	3:33	4,471	M. Johnson (6-45)	Brindise (23-39-0, 304)	Mitchell (8-116)	Pressley (9)
Sept. 18	at Gardner-Webb	W 28-14		1-2	0-0	2:56	5,780	M. Johnson (12-86)	Brindise (12-22-1, 141)	Pittman (7-114)	Jones (12)
SEPT. 25	CHATTANOOGA *	27-21	L	1-3	0-1	2:56	10,187	M. Johnson (10-24)	Pechloff (9-21-3, 127)	Pittman (7-90)	Vaught (12)
Oct. 2	at The Citadel *	W 24-13		2-3	1-1	2:42	10,207	Harris (12-75)	Pechloff (10-19-0, 154)	Mitchell (3-43)	Hearns (12)
OCT. 9	SAMFORD *	7-38	L	2-4	1-2	3:15	7,444	M. Johnson (20-131)	Brindise (5-12-1, 48)	Mitchell (2-33)	Bell & Williams (14)
Oct. 16	at #14/16 Wofford *	14-45	L	2-5	1-3	2:45	8,248	M. Johnson (20-69)	Brindise (8-14-2, 64)	Rogers (3-43)	R. Williams (13)
OCT. 23	#1 APPALACHIAN STATE *	14-37	L	2-6	1-4	3:13	14,004	M. Johnson (22-38)	Brindise (18-32-1, 261)	Alexander (9-151)	Bell (12)
Nov. 6	at Furman *	17-31	L	2-7	1-5	2:51	9,072	Brindise (9-43)	Brindise (10-20-0, 157)	Alexander (4-106)	Brown (13)
NOV. 13	GEORGIA SOUTHERN *	6-28	L	2-8	1-6	3:05	6,244	M. Johnson (15-48)	Brindise (18-33-3, 191)	Mitchell (8-79)	Everett (11)
Nov. 20	at Elon *										

ALL CAPS - denotes HOME games * - Southern Conference Games

WESTERN CAROLINA 2010 STARTING LINEUPS

OFFENSE	LT	LG	C	RG	RT	TE	WR	WR	WR	TB	QB
at North Carolina State	Postelle	Pederson	Rhoney	Hammon	Cook	Rogers	Alexander	Mitchell	Cockrell	M. Johnson	Jaynes
TUSCULUM	Postelle	Pederson	Rhoney	Cook	V. Williams	Rogers	Alexander	Mitchell	Cockrell	Harris	Jaynes
at Gardner-Webb	Postelle	Rhoney	Pino-Alvarez	Moore	Pederson	Rogers	Pittman	Mitchell	Cockrell	Harris	Brindise
CHATTANOOGA *	Postelle	Rhoney	Pino-Alvarez	Moore	Pederson	Rogers	Pittman	Mitchell	Cockrell	Harris	Brindise
at The Citadel *	Pederson	Rhoney	Pino-Alvarez	Moore	Hammon	Rogers	Pittman	Mitchell	Spangler #	M. Johnson	Pechloff
SAMFORD *	Postelle	Pederson	Rhoney	Moore	Hammon	Rogers	Alexander	Mitchell	Cockrell	M. Johnson	Pechloff
at Wofford *	Postelle	Pederson	Rhoney	Moore	Hammon	Rogers	Alexander	Mitchell	Spangler #	M. Johnson	Brindise
APPALACHIAN STATE *	Postelle	Pederson	Rhoney	Moore	Hammon	Spangler	Alexander	Pittman	Cockrell	M. Johnson	Brindise
at Furman *	Postelle	Pederson	Rhoney	Moore	Hammon	Rogers	Alexander	Mitchell	Cockrell	M. Johnson	Brindise
GEORGIA SOUTHERN *	Postelle	Pederson	Rhoney	Moore	Hammon	Edwards \$	Alexander	Mitchell	Cockrell	M. Johnson	Brindise
at Elon *											

NOTES: # - WCU started two tight ends at The Citadel and at Wofford ... \$ - WCU started a two running back set against Georgia Southern

DEFENSE	BUCK	NOSE	DT	RUSH	MIKE	WILL	DROP	BCB	BS	FS	FCB
at North Carolina State	C.J. Johnson	R. Johnson	Cha. Johnson	B. Johnson	R. Williams	Vaught	Allen	Jones	Brown	Bell	McNeill
TUSCULUM	Selby	Cha. Johnson	Pressley #	C.J. Johnson	R. Williams	Schwarz	Allen	Jones	Brown	Bell	McNeill
at Gardner-Webb	Selby	R. Johnson	Cha. Johnson	B. Johnson	R. Williams	Schwarz	Hearns	Jones	Brown	Bell	McNeill
CHATTANOOGA *	Selby	R. Johnson	Cha. Johnson	C.J. Johnson	Schwarz	Vaught	Hearns	Jones	Brown	Bell	Martinez
at The Citadel *	Selby	R. Johnson	Cha. Johnson	C.J. Johnson	Schwarz	Vaught	Hearns	Jones	Brown	Bell	McNeill
SAMFORD *	Selby	R. Johnson	Cha. Johnson	C.J. Johnson	Schwarz	Vaught	Hearns	Jones	Brown	Bell	McNeill
at Wofford *	Selby	R. Johnson	Carson #	C.J. Johnson	R. Williams	Vaught	Pressley	Jones	Brown	Bell	Martinez
APPALACHIAN STATE *	Selby	R. Johnson	Cha. Johnson	C.J. Johnson	Schwarz	Carson	Pressley	Jones	Brown	Bell	Martinez
at Furman *	Selby	R. Johnson	Cha. Johnson	C.J. Johnson	Schwarz	Vaught	Pressley	Jones	Brown	Bell	Martinez
GEORGIA SOUTHERN *	C.J. Johnson	R. Johnson	Cha. Johnson	Everett #	Carson	Hearns	Pressley	McNeill	Brown	Bell	Martinez
at Elon *											

NOTES: # - WCU started three linemen as a 3-4 vs. Tusculum and at Wofford ... \$ - WCU started three DL, four LB vs. Georgia Southern



2010 Western Carolina Catamount Football
 Western Carolina Overall Team Statistics (as of Nov 18, 2010)
 All games



Team Statistics	WCU	OPP
SCORING	168	335
Points Per Game	16.8	33.5
FIRST DOWNS	151	219
Rushing	51	106
Passing	81	96
Penalty	19	17
RUSHING YARDAGE	1013	2080
Yards gained rushing	1345	2421
Yards lost rushing	332	341
Rushing Attempts	326	443
Average Per Rush	3.1	4.7
Average Per Game	101.3	208.0
TDs Rushing	6	25
PASSING YARDAGE	1784	2151
Comp-Att-Int	145-289-15	167-293-11
Average Per Pass	6.2	7.3
Average Per Catch	12.3	12.9
Average Per Game	178.4	215.1
TDs Passing	12	16
TOTAL OFFENSE	2797	4231
Total Plays	615	736
Average Per Play	4.5	5.7
Average Per Game	279.7	423.1
KICK RETURNS: #-Yards	61-1226	30-618
PUNT RETURNS: #-Yards	17-115	19-128
INT RETURNS: #-Yards	11-87	15-117
KICK RETURN AVERAGE	20.1	20.6
PUNT RETURN AVERAGE	6.8	6.7
INT RETURN AVERAGE	7.9	7.8
FUMBLES-LOST	22-15	18-8
PENALTIES-Yards	56-475	64-583
Average Per Game	47.5	58.3
PUNTS-Yards	61-2366	45-1648
Average Per Punt	38.8	36.6
Net punt average	35.4	31.4
TIME OF POSSESSION/Game	28:08	31:44
3RD-DOWN Conversions	39/129	61/150
3rd-Down Pct	30%	41%
4TH-DOWN Conversions	6/15	10/18
4th-Down Pct	40%	56%
SACKS BY-Yards	22-136	27-191
MISC YARDS	0	-12
TOUCHDOWNS SCORED	22	44
FIELD GOALS-ATTEMPTS	4-8	11-14
ON-SIDE KICKS	0-0	0-0
RED-ZONE SCORES	12-24 50%	39-47 83%
RED-ZONE TOUCHDOWNS	10-24 42%	29-47 62%
PAT-ATTEMPTS	20-20 100%	38-42 90%
ATTENDANCE	42350	89724
Games/Avg Per Game	5/8470	5/17945
Neutral Site Games		0/0

Score by Quarters	1st	2nd	3rd	4th	OT	Total
Western Carolina	40	56	21	51	0	168
Opponents	72	111	102	50	0	335



2010 Western Carolina Catamount Football
 Western Carolina Overall Individual Statistics (as of Nov 18, 2010)
 All games



Rushing	gp	att	gain	loss	net	avg	td	lg	avg/g
Michael Johnson	10	139	640	65	575	4.1	4	60	57.5
Nate Harris	10	67	336	12	324	4.8	1	33	32.4
Sidney Rhodes	9	6	52	0	52	8.7	0	22	5.8
Zac Brindise	9	60	190	167	23	0.4	0	16	2.6
Josh Cockrell	10	5	17	1	16	3.2	0	12	1.6
Adam Hearn	5	5	12	1	11	2.2	1	5	2.2
Brandon Pechloff	5	17	56	50	6	0.4	0	8	1.2
Deja Alexander	8	1	5	0	5	5.0	0	5	0.6
Marshaun Edwards	6	2	3	0	3	1.5	0	2	0.5
Blake Cain	10	1	2	0	2	2.0	0	2	0.2
Zack Jaynes	2	8	16	15	1	0.1	0	9	0.5
Dion Wilson	1	10	16	17	-1	-0.1	0	4	-1.0
TEAM	7	5	0	4	-4	-0.8	0	0	-0.6
Total	10	326	1345	332	1013	3.1	6	60	101.3
Opponents	10	443	2421	341	2080	4.7	25	80	208.0

Passing	gp	effic	comp-att-int	pct	yds	td	lg	avg/g
Zac Brindise	9	114.07	108-192-8	56.2	1237	7	78	137.4
Brandon Pechloff	5	72.07	26-72-7	36.1	357	3	41	71.4
Zack Jaynes	2	119.08	8-20-0	40.0	149	1	30	74.5
TEAM	7	0.00	0-2-0	0.0	0	0	0	0.0
Matt Wabby	2	137.80	2-2-0	100.0	9	0	6	4.5
Josh Cockrell	10	698.80	1-1-0	100.0	32	1	32	3.2
Total	10	105.35	145-289-15	50.2	1784	12	78	178.4
Opponents	10	129.18	167-293-11	57.0	2151	16	75	215.1

Receiving	gp	no.	yds	avg	td	lg	avg/g
Jacoby Mitchell	10	34	382	11.2	5	32	38.2
Deja Alexander	8	28	479	17.1	2	50	59.9
Josh Cockrell	10	25	286	11.4	1	47	28.6
Andrew Rogers	10	18	212	11.8	0	41	21.2
Marquel Pittman	7	16	244	15.2	3	78	34.9
Chris Everett	10	7	66	9.4	1	25	6.6
Michael Johnson	10	6	39	6.5	0	22	3.9
Nate Harris	10	4	47	11.8	0	21	4.7
Sidney Rhodes	9	3	10	3.3	0	6	1.1
Taylor Spangler	10	1	8	8.0	0	8	0.8
Dion Wilson	1	1	5	5.0	0	5	5.0
Dre Thomas	2	1	3	3.0	0	3	1.5
Vince Williams	4	1	3	3.0	0	3	0.8
Total	10	145	1784	12.3	12	78	178.4
Opponents	10	167	2151	12.9	16	75	215.1

Punt Returns	no.	yds	avg	td	lg
Marquel Pittman	9	55	6.1	0	17
Deja Alexander	8	60	7.5	0	18
Total	17	115	6.8	0	18
Opponents	19	128	6.7	0	27

Interceptions	no.	yds	avg	td	lg
Torez Jones	7	54	7.7	0	34
Angelo Brown	2	11	5.5	0	11
Adam Hearn	1	22	22.0	1	22
Mitchell Bell	1	0	0.0	0	0
Total	11	87	7.9	1	34
Opponents	15	117	7.8	1	59

Kick Returns	no.	yds	avg	td	lg
Nate Harris	32	642	20.1	0	42
Sidney Rhodes	12	252	21.0	0	41
Josh Cockrell	12	231	19.2	0	32
Marshaun Edwards	4	85	21.2	0	26
Austin Chambers	1	16	16.0	0	16
Total	61	1226	20.1	0	42
Opponents	30	618	20.6	0	56

Fumble Returns	no.	yds	avg	td	lg
Randy Pressley	2	46	23.0	1	51
Mitchell Bell	1	45	45.0	1	45
C.J. Johnson	1	12	12.0	1	12
Total	4	103	25.8	3	51
Opponents	4	194	48.5	2	90



2010 Western Carolina Catamount Football
 Western Carolina Overall Individual Statistics (as of Nov 18, 2010)
 All games



Scoring	td	fg	PAT				dpx	saf	pts
			kick	rush	rcv	pass			
Blake Bostic	-	4-8	20-20	-	-	-	-	-	32
Jacoby Mitchell	5	-	-	-	-	-	-	-	30
Michael Johnson	4	-	-	-	-	-	-	-	24
Marquel Pittman	3	-	-	-	-	-	-	-	18
Adam Hearn	2	-	-	-	-	-	-	-	12
Deja Alexander	2	-	-	-	-	-	-	-	12
Chris Everett	1	-	-	-	2	-	-	-	10
Nate Harris	1	-	-	-	-	-	-	-	6
Josh Cockrell	1	-	-	-	-	-	-	-	6
C.J. Johnson	1	-	-	-	-	-	-	-	6
Mitchell Bell	1	-	-	-	-	-	-	-	6
Randy Pressley	1	-	-	-	-	-	-	-	6
Zac Brindise	-	-	-	-	-	2-2	-	-	0
Total	22	4-8	20-20	-	2	2-2	-	-	168
Opponents	44	11-14	38-42	0-1	-	0-1	-	-	335

Total Offense	g	plays	rush	pass	total	avg/g
Zac Brindise	9	252	23	1237	1260	140.0
Michael Johnson	10	139	575	0	575	57.5
Brandon Pechloff	5	89	6	357	363	72.6
Nate Harris	10	67	324	0	324	32.4
Zack Jaynes	2	28	1	149	150	75.0
Sidney Rhodes	9	6	52	0	52	5.8
Josh Cockrell	10	6	16	32	48	4.8
Adam Hearn	5	5	11	0	11	2.2
Matt Wabby	2	2	0	9	9	4.5
Deja Alexander	8	1	5	0	5	0.6
Marshaun Edwards	6	2	3	0	3	0.5
Blake Cain	10	1	2	0	2	0.2
Dion Wilson	1	10	-1	0	-1	-1.0
TEAM	7	7	-4	0	-4	-0.6
Total	10	615	1013	1784	2797	279.7
Opponents	10	736	2080	2151	4231	423.1

Field Goals	fg	pct.	01-19	20-29	30-39	40-49	50-99	lg	blk
Blake Bostic	4-8	50.0	0-0	1-2	2-5	1-1	0-0	40	1
FG Sequence	Western Carolina		Opponents						
NC State	-							(24),(28)	
Tusculum	25							(45),(21)	
Gardner-Webb	-							-	
Chattanooga	-							-	
The Citadel	(40)							(37),(36),47	
Samford	39							(28),36,47	
Wofford	-							(26),(31)	
Appalachian State	-							(33)	
Furman	(21),32							(26)	
Georgia Southern	(36),(38),36							-	

Punting	no.	yds	avg	lg	tb	fc	i20	50+	blk
Blake Cain	59	2342	39.7	60	4	8	10	9	1
TEAM	1	0	0.0	0	0	0	0	0	0
Blake Bostic	1	24	24.0	24	0	0	1	0	0
Total	61	2366	38.8	60	4	8	11	9	1
Opponents	45	1648	36.6	68	6	11	9	3	0
Kickoffs	no.	yds	avg	tb	ob	retn	net	ydln	
Blake Bostic	36	2029	56.4	1	3				
Total	36	2029	56.4	1	3	20.6	38.6	31	
Opponents	64	3989	62.3	2	1	20.1	42.5	27	

Numbers in (parentheses) indicate field goal was made.



2010 Western Carolina Catamount Football
Western Carolina Overall Individual Statistics (as of Nov 18, 2010)
All games



All Purpose	g	rush	rcv	pr	kr	ir	total	avg/g
Nate Harris	10	324	47	0	642	0	1013	101.3
Michael Johnson	10	575	39	0	0	0	614	61.4
Deja Alexander	8	5	479	60	0	0	544	68.0
Josh Cockrell	10	16	286	0	231	0	533	53.3
Jacoby Mitchell	10	0	382	0	0	0	382	38.2
Sidney Rhodes	9	52	10	0	252	0	314	34.9
Marquel Pittman	7	0	244	55	0	0	299	42.7
Andrew Rogers	10	0	212	0	0	0	212	21.2
Marshaun Edwa	6	3	0	0	85	0	88	14.7
Chris Everett	10	0	66	0	0	0	66	6.6
Torez Jones	10	0	0	0	0	54	54	5.4
Adam Hearn	5	11	0	0	0	22	33	6.6
Zac Brindise	9	23	0	0	0	0	23	2.6
Austin Chamber	10	0	0	0	16	0	16	1.6
Angelo Brown	10	0	0	0	0	11	11	1.1
Taylor Spangler	10	0	8	0	0	0	8	0.8
Brandon Pechlof	5	6	0	0	0	0	6	1.2
Dion Wilson	1	-1	5	0	0	0	4	4.0
Dre Thomas	2	0	3	0	0	0	3	1.5
Vince Williams	4	0	3	0	0	0	3	0.8
Blake Cain	10	2	0	0	0	0	2	0.2
Zack Jaynes	2	1	0	0	0	0	1	0.5
TEAM	7	-4	0	0	0	0	-4	-0.6
Total	10	1013	1784	115	1226	87	4225	422.5
Opponents	10	2080	2151	128	618	117	5094	509.4



2010 Western Carolina Catamount Football
 Western Carolina Overall Defensive Statistics (as of Nov 18, 2010)
 All games



#	Defensive Leaders	gp	Tackles				tfl/yds	Sacks	Pass defense			Fumbles		blkd	
			ua	a	tot				no-yds	int-yds	brup	qbh	rcv-yds	ff	kick
18	Mitchell Bell	10	47	35	82	1.5-8	.	1-0	3	.	1-45	1	.	.	
17	Angelo Brown	10	34	41	75	3.0-8	1.0-3	2-11	2	1	1-0	2	1	.	
51	Rock Williams	9	34	31	65	6.5-11	1.0-1	.	1	
22	Torez Jones	10	39	18	57	1.0-10	1.0-10	7-54	5	.	1-0	.	.	.	
93	Charles Johnson	10	20	33	53	8.5-24	2.0-7	.	.	4	1-0	.	.	.	
33	Ricky Schwarz	8	18	34	52	5.5-26	2.0-18	
40	Brandon Vaught	9	20	32	52	2.0-12	1.0-11	.	1	.	.	1	.	.	
30	Randy Pressley	10	22	21	43	5.5-18	2.5-13	.	1	1	2-46	1	.	.	
90	Roland Johnson	10	18	21	39	7.0-20	2.0-11	1	.	.	
27	Adam Hearn	5	15	16	31	4.0-18	1.0-9	1-22	.	4	
96	C.J. Johnson	10	10	20	30	8.5-30	3.5-17	.	4	3	1-12	.	.	.	
98	Trey Selby	9	10	14	24	6.5-33	4.0-29	.	1	.	.	2	.	.	
91	Brian Johnson	10	11	11	22	3.0-15	1.0-7	.	1	5	
9	Reggie America	10	6	14	20	1	.	.	
8	Jaron McNeill	9	13	7	20	1.0-3	.	.	2	
41	Courtland Carson	10	9	10	19	1.5-3	
46	Brett Allen	9	7	9	16	.	.	.	3	
1	Elijer Martinez	10	10	4	14	.	.	.	1	
89	Chris Everett	10	7	4	11	1	.	.	
95	Bevans Robbs	10	2	6	8	1.5-3	.	.	.	1	
94	Walt Woolwine	9	3	4	7	0.5-4	
92	Quevalas Murray	5	4	3	7	.	.	.	1	
97	Pete Balthrop	9	.	7	7	
7	Mike Anderson	9	1	5	6	1.0-13	
58	Zak Warner	10	1	4	5	
14	Josh Cockrell	10	3	2	5	1-0	.	.	.	
59	Nathaniel Sedergren	9	3	2	5	
20	Nate Harris	10	3	2	5	
47	Blake Bostic	10	2	2	4	
99	Nate Stephenson	10	1	3	4	1.0-1	
4	Jacoby Mitchell	10	2	2	4	
81	Sidney Rhodes	9	1	2	3	
6	Dee Williams	9	.	2	2	
42	Andre Whitmire	6	.	2	2	
37	Michael Reardon	10	1	1	2	
86	Taylor Spangler	10	1	.	1	
TM	TEAM	7	1	.	1	
50	Edixon Pino-Alvarez	8	.	1	1	
15	Zac Brindise	9	.	1	1	
5	Michael Johnson	10	1	.	1	
26	Marshaun Edwards	6	1	.	1	
	Total	10	381	426	807	69-260	22-136	11-87	26	19	8-103	10	1	.	
	Opponents	10	294	432	726	61-276	27-191	15-117	39	16	15-194	13	2	.	



2010 Western Carolina Catamount Football
 Western Carolina Team Game-by-Game (as of Nov 18, 2010)
 All games



TEAM STATISTICS

Date	Opponent	Rushing				Receiving				Passing				Kick Returns				Punt Returns				tot off
		no.	yds	td	lg	no.	yds	td	lg	cmp-att-int	yds	td	lg	no.	yds	td	lg	no.	yds	td	lg	
Sep 04	at NC State	31	86	0	20	10	103	1	23	10-18-0	103	1	23	9	115	0	20	1	1	0	3	189
Sep 11	TUSCULUM	35	82	0	30	27	396	4	47	27-51-0	396	4	47	9	250	0	42	2	33	0	17	478
Sep 18	at Gardner-Webb	27	104	1	60	12	141	1	78	12-22-1	141	1	78	2	61	0	35	4	31	0	17	245
Sep 25	CHATTANOOGA	24	56	0	8	20	193	2	41	20-36-3	193	2	41	5	123	0	32	3	16	0	9	249
Oct 02	at The Citadel	31	119	1	33	10	154	2	41	10-19-0	154	2	41	4	41	0	13	0	0	0	0	273
Oct 09	SAMFORD	36	164	0	41	9	83	1	25	9-33-4	83	1	25	6	101	0	26	5	30	0	18	247
Oct 16	at Wofford	37	114	1	21	11	105	0	19	11-24-3	105	0	19	9	214	0	29	1	2	0	2	219
Oct 23	APPALACHIAN STATE	43	88	1	12	18	261	1	50	18-33-1	261	1	50	7	142	0	41	1	2	0	2	349
Nov 06	at Furman	32	132	2	16	10	157	0	41	10-20-0	157	0	41	5	94	0	27	0	0	0	0	289
11/13/10	GEORGIA SOUTHERN	30	68	0	44	18	191	0	32	18-33-3	191	0	32	5	85	0	30	0	0	0	0	259
Western Carolina		326	1013	6	60	145	1784	12	78	145-289-15	1784	12	78	61	1226	0	42	17	115	0	18	2797
Western Carolina		443	2080	25	80	167	2151	16	75	167-293-11	2151	16	75	30	618	0	56	19	128	0	27	4231

Games played: 10
 Avg per rush: 3.1
 Avg per catch: 12.3
 Pass efficiency: 105.35
 Kick ret avg: 20.1
 Punt ret avg: 6.8
 All purpose avg/game: 422.5
 Total offense avg/gm: 279.7

Date	Opponent	Tackles				Sacks no-yds	Fumble		Pass Defense			Blkd kick	PAT Attempts				pts	
		ua	a	total	flf-yds		ff	fr-yds	int-yds	qbh	brup		kick	rush	rcv	saf		
Sep 04	at NC State	41	30	71	3.0-10	3.0-10	0	0-0	0-0	1	5	0	1-1	0	0	0	0	7
Sep 11	TUSCULUM	30	40	70	11.0-33	5.0-23	0	0-0	0-0	2	4	0	2-2	0	2	0	0	30
Sep 18	at Gardner-Webb	54	38	92	6.0-54	4.0-45	2	1-45	5-24	6	6	0	4-4	0	0	0	0	28
Sep 25	CHATTANOOGA	33	46	79	8.0-35	2.0-16	1	3-12	1-18	3	1	0	3-3	0	0	0	0	21
Oct 02	at The Citadel	47	36	83	10.0-35	3.0-19	2	2-0	1-0	1	1	0	3-3	0	0	0	0	24
Oct 09	SAMFORD	30	84	114	8.0-18	1.0-5	1	0-0	1-34	1	4	1	1-1	0	0	0	0	7
Oct 16	at Wofford	44	24	68	3.0-5	0.0-0	0	1-51	1-11	0	0	0	2-2	0	0	0	0	14
Oct 23	APPALACHIAN STATE	33	40	73	4.0-9	0.0-0	1	0-0	0-0	2	3	0	2-2	0	0	0	0	14
Nov 06	at Furman	36	42	78	8.0-23	2.0-5	1	0-0	1-0	0	2	0	2-2	0	0	0	0	17
11/13/1	GEORGIA SOUTHERN	33	46	79	8.0-38	2.0-13	2	1--5	1-0	3	0	0	0-0	0	0	0	0	6
Western Carolina		381	426	807	69.0-260	22.0-136	10	8-103	11-87	19	26	1	20-20	0	2	0	0	168
Western Carolina		294	432	726	61.0-276	27.0-191	13	15-194	15-117	16	39	2	38-42	0	0	0	0	335

Date	Opponent	Punting										Field Goals			Kickoffs			
		no.	yds	avg	long	blkd	tb	fc	50+	i20	md-att	long	blkd	no.	yds	avg	tb	ob
Sep 04	at NC State	8	297	37.1	46	0	0	1	0	0	0-0	0	0	2	106	53.0	0	0
Sep 11	TUSCULUM	7	240	34.3	53	1	1	0	2	2	0-1	0	0	5	243	48.6	0	1
Sep 18	at Gardner-Webb	9	363	40.3	49	0	0	1	0	0	0-0	0	0	5	304	60.8	0	1
Sep 25	CHATTANOOGA	8	364	45.5	60	0	2	3	3	1	0-0	0	0	4	210	52.5	0	0
Oct 02	at The Citadel	5	185	37.0	39	0	0	0	0	0	1-1	40	0	5	274	54.8	1	0
Oct 09	SAMFORD	7	256	36.6	57	0	1	1	2	1	0-1	0	0	2	100	50.0	0	1
Oct 16	at Wofford	7	244	34.9	43	0	0	1	0	3	0-0	0	0	3	205	68.3	0	0
Oct 23	APPALACHIAN STATE	3	113	37.7	42	0	0	0	0	2	0-0	0	0	3	190	63.3	0	0
Nov 06	at Furman	3	138	46.0	54	0	0	0	1	0	1-2	21	0	4	208	52.0	0	0
11/13/1	GEORGIA SOUTHERN	4	166	41.5	50	0	0	1	1	2	2-3	38	1	3	189	63.0	0	0
Western Carolina		61	2366	38.8	60	1	4	8	9	11	4-8	40	1	36	2029	56.4	1	3
Western Carolina		45	1648	36.6	68	0	6	11	3	9	11-14	45	1	64	3989	62.3	2	1



2010 Western Carolina Catamount Football
 Western Carolina Opponent Game-by-Game (as of Nov 18, 2010)
 All games



OPPONENT STATISTICS

Date	Opponent	Rushing				Receiving				Passing				Kick Returns				Punt Returns				tot off
		no.	yds	td	lg	no.	yds	td	lg	cmp-att-int	yds	td	lg	no.	yds	td	lg	no.	yds	td	lg	
Sep 04	at NC State	36	129	2	20	25	351	4	60	25-38-0	351	4	60	2	53	0	50	1	9	0	9	480
Sep 11	TUSCULUM	24	42	1	20	25	410	4	73	25-46-0	410	4	73	4	79	0	39	2	28	0	26	452
Sep 18	at Gardner-Webb	39	88	1	15	29	303	1	25	29-55-5	303	1	25	4	86	0	25	5	13	0	7	391
Sep 25	CHATTANOOGA	39	97	2	23	21	259	2	46	21-35-1	259	2	46	4	68	0	37	1	27	0	27	356
Oct 02	at The Citadel	58	198	1	45	6	106	0	30	6-17-1	106	0	30	3	40	0	19	4	21	0	13	304
Oct 09	SAMFORD	55	312	3	26	17	190	1	75	17-34-1	190	1	75	0	0	0	0	3	9	0	7	502
Oct 16	at Wofford	57	501	4	54	4	89	2	47	4-6-1	89	2	47	3	81	0	47	2	18	0	18	590
Oct 23	APPALACHIAN STATE	33	206	5	34	21	185	0	21	21-29-0	185	0	21	3	86	0	56	0	0	0	0	391
Nov 06	at Furman	49	230	2	34	12	122	2	18	12-23-1	122	2	18	4	56	0	24	0	0	0	0	352
11/13/10	GEORGIA SOUTHERN	53	277	4	80	7	136	0	46	7-10-1	136	0	46	3	69	0	29	1	3	0	3	413
Opponents		443	2080	25	80	167	2151	16	75	167-293-11	2151	16	75	30	618	0	56	19	128	0	27	4231
		326	1013	6	60	145	1784	12	78	145-289-15	1784	12	78	61	1226	0	42	17	115	0	18	2797

Games played: 10
 Avg per rush: 4.7
 Avg per catch: 12.9
 Pass efficiency: 129.18
 Kick ret avg: 20.6
 Punt ret avg: 6.7
 All purpose avg/game: 509.4
 Total offense avg/gm: 423.1

Date	Opponent	Tackles				Sacks no-yds	Fumble		Pass Defense			Blkd kick	PAT Attempts			saf	pts	
		ua	a	total	lfl-yds		ff	fr-yds	int-yds	qbh	brup		kick	rush	rcv			
Sep 04	at NC State	28	42	70	6.0-27	4.0-25	0	1-0	0-0	1	1	0	6-6	0	0	0	0	48
Sep 11	TUSCULUM	44	46	90	7.0-37	4.0-27	1	2-150	0-0	2	4	1	6-6	0	0	0	0	54
Sep 18	at Gardner-Webb	24	36	60	2.0-17	2.0-17	1	1-0	1-0	2	2	0	2-2	0	0	0	0	14
Sep 25	CHATTANOOGA	32	38	70	9.0-21	1.0-4	1	1-0	3-7	2	4	0	3-4	0	0	0	0	27
Oct 02	at The Citadel	22	24	46	3.0-12	1.0-9	2	2-0	0-0	0	4	0	1-1	0	0	0	0	13
Oct 09	SAMFORD	23	60	83	7.0-33	3.0-22	2	1-0	4-100	2	6	0	5-5	0	0	0	0	38
Oct 16	at Wofford	43	24	67	5.0-28	4.0-26	2	1-0	3-0	3	5	0	3-5	0	0	0	0	45
Oct 23	APPALACHIAN STATE	28	74	102	8.0-32	5.0-25	1	3-0	1-2	2	9	0	4-5	0	0	0	0	37
Nov 06	at Furman	23	40	63	3.0-5	0.0-0	0	1-41	0-0	0	1	0	4-4	0	0	0	0	31
11/13/1	GEORGIA SOUTHERN	27	48	75	11.0-64	3.0-36	3	2-3	3-12	2	3	1	4-4	0	0	0	0	28
Opponents		294	432	726	61.0-276	27.0-191	13	15-194	15-117	16	39	2	38-42	0	0	0	0	335
		381	426	807	69.0-260	22.0-136	10	8-103	11-87	19	26	1	20-20	0	2	0	0	168

Date	Opponent	Punting							Field Goals			Kickoffs						
		no.	yds	avg	long	blkd	tb	fc	50+	i20	md-att	long	blkd	no.	yds	avg	tb	ob
Sep 04	at NC State	2	84	42.0	43	0	0	1	0	0	2-2	28	0	9	562	62.4	0	0
Sep 11	TUSCULUM	6	183	30.5	40	0	0	3	0	1	2-2	45	0	10	667	66.7	1	0
Sep 18	at Gardner-Webb	7	268	38.3	47	0	2	0	0	2	0-0	0	0	3	168	56.0	0	1
Sep 25	CHATTANOOGA	6	204	34.0	40	0	1	0	0	2	0-0	0	0	5	324	64.8	0	0
Oct 02	at The Citadel	3	122	40.7	68	0	1	0	1	0	2-3	37	0	4	231	57.8	0	0
Oct 09	SAMFORD	7	307	43.9	52	0	2	0	1	1	1-3	28	1	6	367	61.2	0	0
Oct 16	at Wofford	3	99	33.0	38	0	0	1	0	1	2-2	31	0	9	552	61.3	0	0
Oct 23	APPALACHIAN STATE	5	174	34.8	43	0	0	3	0	1	1-1	33	0	7	455	65.0	0	0
Nov 06	at Furman	2	63	31.5	32	0	0	1	0	1	1-1	26	0	6	379	63.2	1	0
11/13/1	GEORGIA SOUTHERN	4	144	36.0	62	0	0	2	1	0	0-0	0	0	5	284	56.8	0	0
Opponents		45	1648	36.6	68	0	6	11	3	9	11-14	45	1	64	3989	62.3	2	1
		61	2366	38.8	60	1	4	8	9	11	4-8	40	1	36	2029	56.4	1	3



2010 Western Carolina Catamount Football
 Western Carolina Game Superlatives (as of Nov 18, 2010)
 All games



INDIVIDUAL GAME HIGHS

Rushes	22	Michael Johnson vs Appalachian State (Oct 23, 2010)
Yards Rushing	117	Michael Johnson vs Samford (Oct 09, 2010)
TD Rushes	1	Michael Johnson at Gardner-Webb (Sep 18, 2010)
	1	Adam Hearn at The Citadel (Oct 02, 2010)
	1	Michael Johnson at Wofford (Oct 16, 2010)
	1	Michael Johnson vs Appalachian State (Oct 23, 2010)
	1	Michael Johnson at Furman (Nov 06, 2010)
	1	Nate Harris at Furman (Nov 06, 2010)
Long Rush	60	Michael Johnson at Gardner-Webb (Sep 18, 2010)
Pass attempts	39	Zac Brindise vs Tusculum (Sep 11, 2010)
Pass completions	23	Zac Brindise vs Tusculum (Sep 11, 2010)
Yards Passing	304	Zac Brindise vs Tusculum (Sep 11, 2010)
TD Passes	4	Zac Brindise vs Tusculum (Sep 11, 2010)
Long Pass	78	Zac Brindise at Gardner-Webb (Sep 18, 2010)
Receptions	9	Deja Alexander vs Appalachian State (Oct 23, 2010)
Yards Receiving	151	Deja Alexander vs Appalachian State (Oct 23, 2010)
TD Receptions	2	Jacoby Mitchell vs Chattanooga (Sep 25, 2010)
Long Reception	78	Marquel Pittman at Gardner-Webb (Sep 18, 2010)
Field Goals	2	Blake Bostic vs Georgia Southern (11/13/10)
Long Field Goal	40	Blake Bostic at The Citadel (Oct 02, 2010)
Punts	9	Blake Cain at Gardner-Webb (Sep 18, 2010)
Punting Avg	46.0	Blake Cain at Furman (Nov 06, 2010)
Long Punt	60	Blake Cain vs Chattanooga (Sep 25, 2010)
Long Punt Return	18	Deja Alexander vs Samford (Oct 09, 2010)
Long Kickoff Return	42	Nate Harris vs Tusculum (Sep 11, 2010)
Tackles	14	Mitchell Bell vs Samford (Oct 09, 2010)
	14	Rock Williams vs Samford (Oct 09, 2010)
Sacks	1.5	Randy Pressley vs Tusculum (Sep 11, 2010)
	1.5	Trey Selby vs Tusculum (Sep 11, 2010)
	1.5	Roland Johnson at The Citadel (Oct 02, 2010)
Tackles For Loss	3.0	Trey Selby vs Tusculum (Sep 11, 2010)
	3.0	Adam Hearn at The Citadel (Oct 02, 2010)
Interceptions	4	Torez Jones at Gardner-Webb (Sep 18, 2010)



2010 Western Carolina Catamount Football
Western Carolina Game Superlatives (as of Nov 18, 2010)
All games



TEAM GAME HIGHS

Rushes	43	vs Appalachian State (Oct 23, 2010)
Yards Rushing	164	vs Samford (Oct 09, 2010)
Yards Per Rush	4.6	vs Samford (Oct 09, 2010)
TD Rushes	2	at Furman (Nov 06, 2010)
Pass attempts	51	vs Tusculum (Sep 11, 2010)
Pass completions	27	vs Tusculum (Sep 11, 2010)
Yards Passing	396	vs Tusculum (Sep 11, 2010)
Yards Per Pass	8.1	at The Citadel (Oct 02, 2010)
TD Passes	4	vs Tusculum (Sep 11, 2010)
Total Plays	86	vs Tusculum (Sep 11, 2010)
Total Offense	478	vs Tusculum (Sep 11, 2010)
Yards Per Play	5.6	vs Tusculum (Sep 11, 2010)
Points	30	vs Tusculum (Sep 11, 2010)
Sacks By	5	vs Tusculum (Sep 11, 2010)
First Downs	27	vs Tusculum (Sep 11, 2010)
Penalties	10	vs Chattanooga (Sep 25, 2010)
Penalty Yards	116	vs Chattanooga (Sep 25, 2010)
Turnovers	5	vs Samford (Oct 09, 2010)
	5	vs Georgia Southern (11/13/10)
Interceptions By	5	at Gardner-Webb (Sep 18, 2010)



2010 Western Carolina Catamount Football
 Western Carolina Game Superlatives (as of Nov 18, 2010)
 All games



OPPONENT INDIVIDUAL GAME HIGHS

Rushes	21	E. Breitenstein, at Wofford (Oct 16, 2010)
Yards Rushing	178	Mitch Allen, at Wofford (Oct 16, 2010)
TD Rushes	3	Chris Evans, vs Samford (Oct 09, 2010)
	3	DeAndre Presley, vs Appalachian State (Oct 23, 2010)
Long Rush	80	Brown,Robert, vs Georgia Southern (11/13/10)
Pass attempts	45	Bo Cordell, vs Tusculum (Sep 11, 2010)
Pass completions	25	Bo Cordell, vs Tusculum (Sep 11, 2010)
Yards Passing	410	Bo Cordell, vs Tusculum (Sep 11, 2010)
TD Passes	4	Wilson, R., at NC State (Sep 04, 2010)
	4	Bo Cordell, vs Tusculum (Sep 11, 2010)
Long Pass	75	Connor Lowery, vs Samford (Oct 09, 2010)
Receptions	8	SANDERS, M., at Gardner-Webb (Sep 18, 2010)
	8	Joel Bradford, vs Chattanooga (Sep 25, 2010)
Yards Receiving	141	Deonte' Gist, vs Tusculum (Sep 11, 2010)
TD Receptions	2	Graham, T., at NC State (Sep 04, 2010)
	2	Calvin Britt, vs Tusculum (Sep 11, 2010)
	2	Garrett Hughes, vs Chattanooga (Sep 25, 2010)
Long Reception	75	J. Rodriguez, vs Samford (Oct 09, 2010)
Field Goals	2	Czajkowski, J., at NC State (Sep 04, 2010)
	2	Gareth Rowlands, vs Tusculum (Sep 11, 2010)
	2	Ryan Sellers, at The Citadel (Oct 02, 2010)
	2	Christian Reed, at Wofford (Oct 16, 2010)
Long Field Goal	45	Gareth Rowlands, vs Tusculum (Sep 11, 2010)
Punts	7	PURVIS, G., at Gardner-Webb (Sep 18, 2010)
	7	Bob Hooper, vs Samford (Oct 09, 2010)
Punting Avg	43.9	Bob Hooper, vs Samford (Oct 09, 2010)
Long Punt	68	Cass Couey, at The Citadel (Oct 02, 2010)
Long Punt Return	27	Joel Bradford, vs Chattanooga (Sep 25, 2010)
Long Kickoff Return	56	Travaris Cadet, vs Appalachian State (Oct 23, 2010)
Tackles	13	D.J. Smith, vs Appalachian State (Oct 23, 2010)
Sacks	2.0	Jabari Fletcher, vs Appalachian State (Oct 23, 2010)
Tackles For Loss	4.0	Gunner Miller, vs Chattanooga (Sep 25, 2010)
Interceptions	2	Kadeem Wise, vs Chattanooga (Sep 25, 2010)
	2	Jamael Lett, vs Samford (Oct 09, 2010)
	2	C. Hornaday, at Wofford (Oct 16, 2010)
	2	Scott,Laron, vs Georgia Southern (11/13/10)



2010 Western Carolina Catamount Football
Western Carolina Game Superlatives (as of Nov 18, 2010)
All games



OPPONENT TEAM GAME HIGHS

Rushes	58	at The Citadel (Oct 02, 2010)
Yards Rushing	501	at Wofford (Oct 16, 2010)
Yards Per Rush	8.8	at Wofford (Oct 16, 2010)
TD Rushes	5	vs Appalachian State (Oct 23, 2010)
Pass attempts	55	at Gardner-Webb (Sep 18, 2010)
Pass completions	29	at Gardner-Webb (Sep 18, 2010)
Yards Passing	410	vs Tusculum (Sep 11, 2010)
Yards Per Pass	14.8	at Wofford (Oct 16, 2010)
TD Passes	4	at NC State (Sep 04, 2010)
	4	vs Tusculum (Sep 11, 2010)
Total Plays	94	at Gardner-Webb (Sep 18, 2010)
Total Offense	590	at Wofford (Oct 16, 2010)
Yards Per Play	9.4	at Wofford (Oct 16, 2010)
Points	54	vs Tusculum (Sep 11, 2010)
Sacks By	5	vs Appalachian State (Oct 23, 2010)
First Downs	25	at NC State (Sep 04, 2010)
Penalties	12	vs Samford (Oct 09, 2010)
Penalty Yards	119	vs Samford (Oct 09, 2010)
Turnovers	6	at Gardner-Webb (Sep 18, 2010)
Interceptions By	4	vs Samford (Oct 09, 2010)



2010 Western Carolina Catamount Football
 Western Carolina Red-Zone Results (as of Nov 18, 2010)
 All games



Western Carolina Inside Opponent Red-Zone

Date	Opponent	Score	Times In RZ	Times Scored	Total Pts	Rush TDs	Pass TDs	FGs Made	Failed to score inside RZ							
									FGA	Down	Int	Fumb	Half	Game		
Sep 04, 2010	at NC State	L 7-48	0	0	0	0	0	0	0	0	0	0	0	0	0	0
Sep 11, 2010	TUSCULUM	L 30-54	5	2	16	2	0	2	0	1	0	0	2	0	0	0
Sep 18, 2010	at Gardner-Webb	W 28-14	1	0	0	0	0	0	0	0	0	1	0	0	0	0
Sep 25, 2010	CHATTANOOGA	L 21-27	1	1	7	1	0	1	0	0	0	0	0	0	0	0
Oct 02, 2010	at The Citadel	W 24-13	3	3	21	3	1	2	0	0	0	0	0	0	0	0
Oct 09, 2010	SAMFORD	L 7-38	1	0	0	0	0	0	0	0	1	0	0	0	0	0
Oct 16, 2010	at Wofford	L 14-45	1	1	7	1	1	0	0	0	0	0	0	0	0	0
Oct 23, 2010	APPALACHIAN STATE	L 14-37	4	1	7	1	1	0	0	0	1	0	2	0	0	0
Nov 06, 2010	at Furman	L 17-31	4	3	17	2	2	0	1	1	0	0	0	0	0	0
11/13/10	GEORGIA SOUTHERN	L 6-28	4	1	3	0	0	0	1	1	1	1	0	0	0	0
Totals			24	12	78	10	5	5	2	3	3	2	4	0	0	0
12 of 24 (50.0%)																

Opponents Inside Western Carolina Red-Zone

Date	Opponent	Score	Times In RZ	Times Scored	Total Pts	Rush TDs	Pass TDs	FGs Made	Failed to score inside RZ							
									FGA	Down	Int	Fumb	Half	Game		
Sep 04, 2010	at NC State	L 7-48	7	6	34	4	2	2	2	0	1	0	0	0	0	0
Sep 11, 2010	TUSCULUM	L 30-54	3	3	16	2	1	1	1	0	0	0	0	0	0	0
Sep 18, 2010	at Gardner-Webb	W 28-14	3	2	14	2	1	1	0	0	0	1	0	0	0	0
Sep 25, 2010	CHATTANOOGA	L 21-27	6	3	21	3	1	2	0	0	0	1	2	0	0	0
Oct 02, 2010	at The Citadel	W 24-13	2	2	6	0	0	0	2	0	0	0	0	0	0	0
Oct 09, 2010	SAMFORD	L 7-38	6	4	24	3	3	0	1	1	0	0	0	1	0	0
Oct 16, 2010	at Wofford	L 14-45	5	5	25	3	2	1	2	0	0	0	0	0	0	0
Oct 23, 2010	APPALACHIAN STATE	L 14-37	6	6	37	5	5	0	1	0	0	0	0	0	0	0
Nov 06, 2010	at Furman	L 17-31	6	5	31	4	2	2	1	0	0	1	0	0	0	0
11/13/10	GEORGIA SOUTHERN	L 6-28	3	3	21	3	3	0	0	0	0	0	0	0	0	0
Totals			47	39	229	29	20	9	10	1	1	3	2	1	0	0
39 of 47 (83.0%)																



2010 Western Carolina Catamount Football
 Western Carolina By-Quarter Statistics (as of Nov 18, 2010)
 All games



3rd-Down Conversions

Date	Opponent	Score	Overall	1st Qtr	2nd Qtr	3rd Qtr	4th Qtr	Overtime
Sep 04, 2010	at NC State	L 7-48	5-14 35.7	1-3 33.3	1-4 25.0	1-3 33.3	2-4 50.0	
Sep 11, 2010	TUSCULUM	L 30-54	5-17 29.4	0-4 0.0	2-5 40.0	3-6 50.0	0-2 0.0	
Sep 18, 2010	at Gardner-Webb	W 28-14	4-13 30.8	1-3 33.3	3-5 60.0	0-3 0.0	0-2 0.0	
Sep 25, 2010	CHATTANOOGA	L 21-27	4-13 30.8	1-3 33.3	1-5 20.0	1-2 50.0	1-3 33.3	
Oct 02, 2010	at The Citadel	W 24-13	3-9 33.3	2-3 66.7	1-2 50.0	0-2 0.0	0-2 0.0	
Oct 09, 2010	SAMFORD	L 7-38	4-14 28.6	0-4 0.0	1-3 33.3	3-5 60.0	0-2 0.0	
Oct 16, 2010	at Wofford	L 14-45	4-12 33.3	1-3 33.3	0-2 0.0	0-2 0.0	3-5 60.0	
Oct 23, 2010	APPALACHIAN STATE	L 14-37	4-13 30.8	0-2 0.0	1-4 25.0	1-2 50.0	2-5 40.0	
Nov 06, 2010	at Furman	L 17-31	4-12 33.3	3-4 75.0	1-3 33.3	0-2 0.0	0-3 0.0	
11/13/10	GEORGIA SOUTHERN	L 6-28	2-12 16.7	0-3 0.0	0-3 0.0	2-4 50.0	0-2 0.0	
	Western Carolina		39-129 30.2	9-32 28.1	11-36 30.6	11-31 35.5	8-30 26.7	0-0 0.0
	Opponents		61-150 40.7	15-40 37.5	18-41 43.9	14-28 50.0	14-41 34.1	0-0 0.0

4th-Down Conversions

Date	Opponent	Score	Overall	1st Qtr	2nd Qtr	3rd Qtr	4th Qtr	Overtime
Sep 04, 2010	at NC State	L 7-48	1-1 100.0	1-1 100.0	0-0 0.0	0-0 0.0	0-0 0.0	
Sep 11, 2010	TUSCULUM	L 30-54	1-3 33.3	0-0 0.0	0-0 0.0	0-0 0.0	1-3 33.3	
Sep 18, 2010	at Gardner-Webb	W 28-14	0-0 0.0	0-0 0.0	0-0 0.0	0-0 0.0	0-0 0.0	
Sep 25, 2010	CHATTANOOGA	L 21-27	0-0 0.0	0-0 0.0	0-0 0.0	0-0 0.0	0-0 0.0	
Oct 02, 2010	at The Citadel	W 24-13	0-0 0.0	0-0 0.0	0-0 0.0	0-0 0.0	0-0 0.0	
Oct 09, 2010	SAMFORD	L 7-38	0-2 0.0	0-0 0.0	0-1 0.0	0-1 0.0	0-0 0.0	
Oct 16, 2010	at Wofford	L 14-45	0-0 0.0	0-0 0.0	0-0 0.0	0-0 0.0	0-0 0.0	
Oct 23, 2010	APPALACHIAN STATE	L 14-37	2-6 33.3	0-2 0.0	0-0 0.0	1-1 100.0	1-3 33.3	
Nov 06, 2010	at Furman	L 17-31	1-2 50.0	0-0 0.0	0-1 0.0	0-0 0.0	1-1 100.0	
11/13/10	GEORGIA SOUTHERN	L 6-28	1-1 100.0	0-0 0.0	0-0 0.0	0-0 0.0	1-1 100.0	
	Western Carolina		6-15 40.0	1-3 33.3	0-2 0.0	1-2 50.0	4-8 50.0	0-0 0.0
	Opponents		10-18 55.6	2-4 50.0	1-2 50.0	2-2 100.0	5-10 50.0	0-0 0.0

Time of Possession

Date	Opponent	Score	Overall	1st Qtr	2nd Qtr	3rd Qtr	4th Qtr	Overtime
Sep 04, 2010	at NC State	L 7-48	28:40	9:31	6:24	5:12	7:33	
Sep 11, 2010	TUSCULUM	L 30-54	32:29	8:35	8:28	10:12	5:14	
Sep 18, 2010	at Gardner-Webb	W 28-14	21:55	6:58	7:01	5:17	2:39	
Sep 25, 2010	CHATTANOOGA	L 21-27	27:13	6:35	8:44	4:44	7:10	
Oct 02, 2010	at The Citadel	W 24-13	24:30	8:27	5:57	3:30	6:36	
Oct 09, 2010	SAMFORD	L 7-38	29:21	7:55	7:22	8:54	5:10	
Oct 16, 2010	at Wofford	L 14-45	28:55	5:43	6:35	8:19	8:18	
Oct 23, 2010	APPALACHIAN STATE	L 14-37	33:48	4:48	7:31	10:44	10:45	
Nov 06, 2010	at Furman	L 17-31	26:39	9:15	6:57	6:09	4:18	
11/13/10	GEORGIA SOUTHERN	L 6-28	27:45	5:29	8:26	9:28	4:22	
	Western Carolina	Total	281:15	73:16	73:25	72:29	62:05	0:00
		Avg.	28:07	7:19	7:20	7:14	6:12	0:00
	Opponents	Total	317:17	76:44	76:35	77:20	86:38	0:00
		Avg.	31:43	7:40	7:39	7:44	8:39	0:00